

SALARY SURVEY

FINAL STARTING SALARIES FOR CLASS OF 2016 NEW COLLEGE GRADUATES
DATA REPORTED BY COLLEGES AND UNIVERSITIES

6 | SALARIES
BY MAJOR

28 | SALARIES
BY REGION

59 | SALARIES BY
CARNEGIE
CLASSIFICATION

FEATURING ACTUAL
STARTING SALARIES
FOR ALL DEGREE
LEVELS

Associate
Bachelor's
Master's
Doctoral



2018
NACE
conference+expo

JUNE 5 – 8, 2018
HILTON NEW ORLEANS
RIVERSIDE, LA

Save the Date

Visit
www.naceweb.org > **Conference**
to register now.

About the Survey 2

How to Read Salary Survey 3

Executive Summary 4

Starting Salary by Academic Major 6

 Associate Degrees 6

 Bachelor’s Degrees 8

 Master’s Degrees 18

 Doctoral Degrees 24

Starting Salary by Region and Major/Bachelor’s Degrees 28

Starting Salary by Carnegie Classification and Major/Bachelor’s Degrees 59

Appendix 68



The Spring 2017 *Salary Survey* report provides actual starting salaries—not projections—for the college Class of 2016, and serves as the final salary report for the Class of 2016.

The figures reported are for base salaries only, and do not include bonuses, commissions, fringe benefits, or overtime rates. The report provides the detailed salaries by academic major at the associate, bachelor's, master's, and doctoral degree levels, along with breakouts by both geographic region and Carnegie Classification at the bachelor's degree level based upon the participating institutions. Data were gathered from Class of 2016 graduates through December 31, 2016, and reported to NACE through April 30, 2017.

The salary data presented here were reported to NACE through its national Class of 2016 *First-Destination Survey* by 358 colleges and universities nationwide, and represent data for more than 400,000 graduates at the associate, bachelor's, master's, and doctoral degree levels. Most of the analysis provided

here, however, focuses on the data provided for the more than 72,900 bachelor's degree graduates. Of those schools providing salary information, 222 provided salary data by specific program or major; this report contains average salaries for 15 majors at the associate degree level, 194 majors at the bachelor's degree level, 155 majors at the master's degree level, and 75 majors at the doctoral degree level. A list of those institutions providing salary data by program or major can be found in the appendix of this report.

Salary Survey (ISSN 1520-8648) is available to individuals holding membership in the National Association of Colleges and Employers; it is also available on a subscription basis. The *Salary Survey* report is published three times a year—winter, spring, and fall—by the National Association of Colleges and Employers, 62 Highland Ave., Bethlehem, PA 18017-9085. For more information, see www.nacweb.org/store/subscription/salary-survey/ or contact NACE at 610.868.1421.

• NACE RESEARCH STAFF •

Edwin W. Koc, Director of Research, Public Policy, and Legislative Affairs
Andrea J. Koncz, Research Manager
Kenneth C. Tsang, Research Associate
Louisa Eismann, Research Associate
Anna Longenberger, Research Assistant

PAGES
6/8/18/24

STARTING SALARY BY ACADEMIC MAJOR (Associate/Bachelor's/Master's/Doctoral)

In this section, you will find the average starting salary according to the major field of study. Only majors with five or more reported salaries are shown. Refer to this section when you want to know the starting salary for a graduate holding a particular degree in a specific discipline, such as a bachelor's degree in accounting or a master's degree in business administration.

PAGE
28

STARTING SALARY BY REGION AND MAJOR (Bachelor's)

In this section, you will find the average starting salary according to the major field of study, within seven geographic regions: New England, Mid-Atlantic, Southeast, Great Lakes, Plains, Southwest, and Far West/Rocky Mountain. The regional data are based upon the locations of the participating institutions that supplied information for the reported majors within each region. Only majors with five or more reported salaries are shown. Refer to this section when you want to know the starting salary for a graduate holding a bachelor's degree in a specific discipline in a regional location, such as mechanical engineering majors who attended schools in New England.

PAGE
59

STARTING SALARY BY CARNEGIE CLASSIFICATION AND MAJOR (Bachelor's)

This section shows data according to the broad categories of majors, (e.g. business, engineering), within eight different Carnegie Classifications. The Carnegie Classification of Institutions of Higher Education is a framework for classifying colleges and universities in the United States. The framework primarily serves educational and research purposes, when it is often important to identify groups of roughly comparable institutions. Only broad categories where five or more reported salaries are shown. Refer to this section when you want to know the starting salary for a graduate holding a bachelor's degree in a field of study at a particular type of institution, such as engineering graduates who attended schools classified as Doctoral Universities: Highest Research Activity.

Please note: While 222 unique schools provided salary data by specific program or major for the Class of 2016 at the associate, bachelor's, master's, and doctoral levels, the findings in this report focus mainly on the bachelor's level. This report features overall salaries by major, and breakouts by region and Carnegie Classification.

The overall starting salary for a Class of 2016 bachelor's degree graduate stands at \$50,359 in this final report for the class. In comparison, Class of 2015 bachelor's degree graduates closed out with an average starting salary of \$50,219. As these data indicate, starting salaries are holding steady, with a gain of less than 1 percent.

Bachelor's degree graduates who majored in the various computer science fields received the highest average starting salaries for the Class of 2016. The reported overall average for this group of majors is \$71,916, a gain of 3.9 percent from last year's overall average of \$69,214. The average salary for specific computer science majors is \$78,199, which is up 4 percent over last year and far exceeds the average salary for other individual computer-related majors. Since these particular majors comprise two-thirds of the entire group, this may explain the heightened overall average for the entire category.

Engineering graduates, who are consistently high earners, are the second highest paid group of majors in this report. Their overall average is \$64,981, up 1.9 percent over last year's average salary of \$63,764.

Although petroleum engineering graduates typically receive the highest starting salaries of the group, the highest paid engineering field this year is operations research with an average starting salary of \$82,805; that is up nearly \$10,000 from last year's average of \$73,339. While petroleum engineering graduates are not the highest paid this year, they still have an impressive average starting salary of \$78,541, an increase of 4.7 percent over last year's average of \$74,996.

The overall average salary of \$59,727 for mathematics and statistics graduates places them third on the list of highest paid majors. This salary is up 2 percent over last year's average of \$58,554. Both individual mathematics majors and statistics majors also have higher average starting salaries this year. The average starting salary for math majors is up 5.8 percent to \$59,759, while the average salary for statistics majors is up 2.1 percent to \$60,648.

Even though graduates earning bachelor's degrees in the business fields aren't necessarily the highest paid, their overall average salary has increased by 1.2 percent, which is more in line with the overall increase for all graduates. The overall average salary for business graduates currently stands at \$52,047. Proof of the high demand for these graduates, however, may be demonstrated with the business disciplines having by far the largest number of salaries reported (21,161) in this survey.



Also high in terms of reported salaries are graduates in the social sciences and health sciences. The number of individual reports for social sciences majors has more than doubled from last year. The average starting salary for this group is also on the rise and is currently up 14 percent from last year's average of \$40,964 to \$46,749. This may, in part, be due to the large number of reported salaries for economics majors (1,935), which average \$55,812, up 4.3 percent over last year's average of \$53,488. There were just 150 salaries for economics majors reported in last year's survey.

For health sciences majors earning bachelor's degrees, the average salary for the entire category stands at \$50,124, an increase of less than 1 percent from last year's average of \$49,851. The number of reported salaries in this category is also up slightly to approximately 5,000 from 3,264 last year. Nearly 3,400 of the total 5,000 salaries reported for health sciences graduates were for registered nursing majors. Their average salary of \$54,283 is an increase of just 1.1 percent from last year, which appears to be driving the small increase for the health sciences group overall.

The average starting salary for history majors is up almost 2 percent from \$38,936 to \$39,618. Also staying within the \$36,000 to \$40,000 average salary range are foreign languages (\$37,719), visual and performing arts (\$38,176), and English majors (\$36,180).

As a group, education majors have a slightly higher

overall average starting salary this year at \$36,557. Last year's overall average for this group was 2.4 percent lower at \$35,686. Within this group, teachers of specific subject areas have an average starting salary that stands at \$39,193. On the other end of the pay scale are teachers of specific levels and methods, who have an average salary of \$36,007. While they may be the lowest paid of the category, their average starting salary is up 5.8 percent over last year's average of \$34,038.

Class of 2016 graduates earning bachelor's degrees in psychology also have higher starting salaries than their Class of 2015 counterparts. Their overall average is \$36,548, which is up 5 percent over last year's average of \$34,801. Theology and religious vocations majors have the lowest reported overall average salary of \$30,780; their salary has remained nearly flat, creeping up less than 1 percent from \$30,584.

Actual starting salary reporting for the Class of 2017 begins with the Fall 2017 *Salary Survey*; the report, to be published in September, will provide actual preliminary salaries for Class of 2017 graduates gathered through the NACE Class of 2017 *First-Destination Survey*. The final report for the Class of 2017 will appear in the Spring 2018 issue of *Salary Survey*. (Note: Projected salary data for the Class of 2018 will be available in the Winter 2018 issue of *Salary Survey*, which will be published in January.)



STARTING SALARY BY ACADEMIC MAJOR



FIGURE 1 AVERAGE SALARIES BY DISCIPLINE/ASSOCIATE DEGREES

BROAD CATEGORY	# OF SALARIES	MEAN	25TH PERCENTILE	MEDIAN	75TH PERCENTILE
AGRICULTURE	18	\$28,584	\$28,584	\$28,584	\$28,584
COMPUTER AND INFORMATION SCIENCES AND SUPPORT SERVICES	16	\$41,406	\$34,417	\$39,000	\$45,000
EDUCATION	10	\$31,355	\$31,508	\$31,508	\$31,508
ENGINEERING TECHNOLOGIES	10	\$36,498	\$26,500	\$38,500	\$40,000
LIBERAL ARTS AND SCIENCES, GENERAL STUDIES AND HUMANITIES	103	\$41,595	\$37,278	\$45,547	\$45,547
TRANSPORTATION AND MATERIALS MOVING	14	\$53,297	\$53,297	\$53,297	\$53,297
VISUAL AND PERFORMING ARTS	18	\$53,906	\$45,000	\$46,250	\$71,727
HEALTH PROFESSIONS AND RELATED PROGRAMS	139	\$37,177	\$29,067	\$33,576	\$44,333
BUSINESS, MANAGEMENT, MARKETING, AND RELATED SUPPORT SERVICES	99	\$40,498	\$39,444	\$39,444	\$40,000

ASSOCIATE’S DEGREES/STARTING SALARY BY ACADEMIC MAJOR

ACADEMIC MAJOR	# OF SALARIES	MEAN	25TH PERCENTILE	MEDIAN	75TH PERCENTILE
AGRICULTURE	18	\$28,584	\$28,584	\$28,584	\$28,584
*No individual major data reported.	—	—	—	—	—
COMPUTER AND INFORMATION SCIENCES AND SUPPORT SERVICES	16	\$41,406	\$34,417	\$39,000	\$45,000
Computer Science	5	\$45,000	\$45,000	\$45,000	\$45,000
EDUCATION	10	\$31,355	\$31,508	\$31,508	\$31,508
Teacher Education, Specific Levels and Methods	8	\$28,444	\$27,754	\$31,508	\$31,508
ENGINEERING TECHNOLOGIES	10	\$36,498	\$26,500	\$38,500	\$40,000
*No individual major data reported.	—	—	—	—	—
LIBERAL ARTS AND SCIENCES, GENERAL STUDIES AND HUMANITIES	103	\$41,595	\$37,278	\$45,547	\$45,547
Liberal Arts and Sciences, General Studies, and Humanities	102	\$41,660	\$37,278	\$45,547	\$45,547
TRANSPORTATION AND MATERIALS MOVING	14	\$53,297	\$53,297	\$53,297	\$53,297
Air Transportation	14	\$53,297	\$53,297	\$53,297	\$53,297
VISUAL AND PERFORMING ARTS	18	\$53,906	\$45,000	\$46,250	\$71,727
Design and Applied Arts	14	\$60,719	\$46,250	\$71,727	\$71,727
HEALTH PROFESSIONS AND RELATED PROGRAMS	139	\$37,177	\$29,067	\$33,576	\$44,333
Health and Medical Administrative Services	37	\$30,866	\$32,600	\$32,600	\$32,600
Allied Health and Medical Assisting Services	39	\$29,851	\$26,538	\$26,538	\$33,576
Allied Health Diagnostic, Intervention and Treatment Professions	6	\$46,833	\$43,000	\$43,750	\$46,000
Rehabilitation and Therapeutic Professions	7	\$38,826	\$37,525	\$37,525	\$40,560
Registered Nursing	38	\$46,752	\$40,648	\$49,333	\$50,815
Practical Nursing	12	\$44,333	\$44,333	\$44,333	\$44,333
BUSINESS, MANAGEMENT, MARKETING, AND RELATED SUPPORT SERVICES	99	\$40,498	\$39,444	\$39,444	\$40,000
Business Administration/Management	5	\$44,800	\$38,500	\$49,000	\$49,000
Accounting	11	\$35,660	\$29,253	\$40,000	\$40,000
Hospitality Administration/Management	5	\$41,800	\$28,333	\$28,333	\$62,000
Specialized Sales and Merchandising	7	\$34,525	\$34,525	\$34,525	\$34,525

FIGURE 2 AVERAGE SALARIES BY DISCIPLINE/BACHELOR’S DEGREES

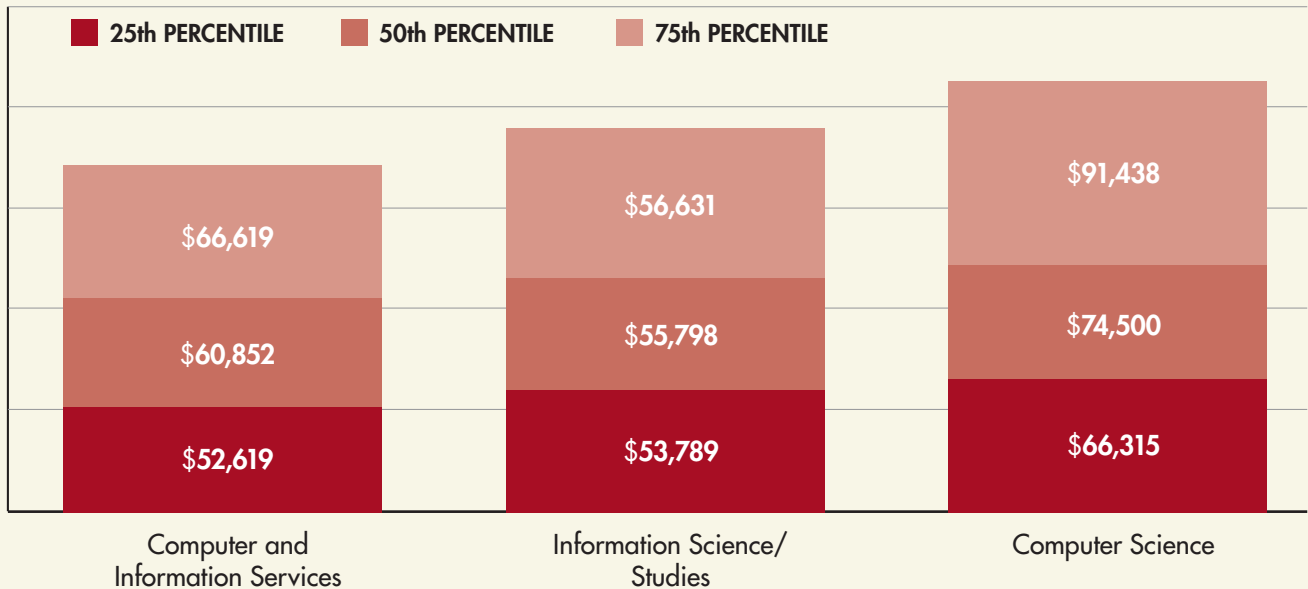
BROAD CATEGORY	# OF SALARIES	MEAN	25TH PERCENTILE	MEDIAN	75TH PERCENTILE
AGRICULTURE	1,051	\$40,501	\$36,188	\$40,392	\$45,781
NATURAL RESOURCES	445	\$36,449	\$30,084	\$35,094	\$40,550
ARCHITECTURE AND RELATED SERVICES	346	\$43,222	\$37,571	\$44,662	\$49,250
AREA, ETHNIC, CULTURAL, GENDER AND GROUP STUDIES	224	\$40,151	\$32,220	\$39,800	\$47,563
COMMUNICATION, JOURNALISM, AND RELATED PROGRAMS	3,418	\$38,562	\$35,000	\$37,865	\$40,750
COMMUNICATIONS TECHNOLOGIES	21	\$33,833	\$29,292	\$29,292	\$35,000
COMPUTER AND INFORMATION SCIENCES AND SUPPORT SERVICES	3,135	\$71,916	\$61,183	\$70,594	\$84,753
EDUCATION	2,531	\$36,557	\$33,440	\$35,801	\$39,265
ENGINEERING	11,466	\$64,981	\$60,321	\$63,977	\$67,998
ENGINEERING TECHNOLOGIES	1,078	\$59,641	\$56,576	\$59,932	\$63,683
FOREIGN LANGUAGES, LITERATURES, AND LINGUISTICS	435	\$37,719	\$29,588	\$37,000	\$44,533
FAMILY AND CONSUMER SCIENCES/HUMAN SCIENCES	608	\$33,744	\$29,039	\$31,927	\$35,366
LEGAL STUDIES	121	\$40,431	\$35,795	\$40,286	\$43,457
ENGLISH LANGUAGE AND LITERATURE/LETTERS	1,052	\$36,180	\$30,941	\$33,874	\$41,500
LIBERAL ARTS AND SCIENCES, GENERAL STUDIES AND HUMANITIES	1,967	\$46,970	\$40,078	\$47,204	\$57,198
BIOLOGICAL AND BIOMEDICAL SCIENCES	2,211	\$35,408	\$29,830	\$34,708	\$40,752
MATHEMATICS AND STATISTICS	1,023	\$59,727	\$51,556	\$58,750	\$67,188
MILITARY SCIENCE, LEADERSHIP AND OPERATIONAL ART	14	\$46,193	\$46,193	\$46,193	\$46,193
MULTI/INTERDISCIPLINARY STUDIES	1,460	\$50,590	\$38,462	\$43,180	\$61,416
PARKS, RECREATION, LEISURE, AND FITNESS STUDIES	977	\$33,807	\$29,444	\$33,169	\$37,297
PHILOSOPHY AND RELIGIOUS STUDIES	264	\$40,643	\$31,051	\$38,440	\$47,255
THEOLOGY AND RELIGIOUS VOCATIONS	39	\$30,780	\$25,000	\$27,000	\$36,000
PHYSICAL SCIENCES	796	\$49,691	\$38,160	\$48,402	\$60,072
PSYCHOLOGY	2,453	\$36,548	\$31,000	\$36,747	\$41,094
HOMELAND SECURITY, LAW ENFORCEMENT, FIREFIGHTING AND RELATED PROTECTIVE SERVICES	795	\$41,979	\$34,555	\$40,654	\$45,001
PUBLIC ADMINISTRATION AND SOCIAL SERVICE PROFESSIONS	654	\$34,848	\$28,000	\$33,021	\$37,500
SOCIAL SCIENCES	5,294	\$46,749	\$37,506	\$46,286	\$55,638
CONSTRUCTION TRADES	36	\$54,389	\$54,721	\$54,721	\$56,424
MECHANIC AND REPAIR TECHNOLOGIES	44	\$46,880	\$46,280	\$47,327	\$51,538
TRANSPORTATION AND MATERIALS MOVING	179	\$47,517	\$42,315	\$43,717	\$47,500
VISUAL AND PERFORMING ARTS	2,024	\$38,176	\$30,958	\$37,258	\$42,500
HEALTH PROFESSIONS AND RELATED PROGRAMS	5,002	\$50,124	\$42,701	\$49,673	\$57,005
BUSINESS, MANAGEMENT, MARKETING, AND RELATED SUPPORT SERVICES	21,161	\$52,047	\$45,233	\$51,640	\$57,826
HISTORY	586	\$39,618	\$30,473	\$37,500	\$46,551

BACHELOR'S DEGREES/STARTING SALARY BY ACADEMIC MAJOR

ACADEMIC MAJOR	# OF SALARIES	MEAN	25TH PERCENTILE	MEDIAN	75TH PERCENTILE
AGRICULTURE	1,051	\$40,501	\$36,188	\$40,392	\$45,781
Agricultural Business and Management	357	\$45,862	\$44,723	\$46,500	\$49,277
Agricultural Production Operations	17	\$36,987	\$32,000	\$33,000	\$42,243
Applied Horticulture	12	\$36,417	\$35,084	\$35,500	\$37,750
Agricultural Public Services	79	\$36,268	\$32,393	\$37,641	\$38,326
Animal Sciences	219	\$36,074	\$29,500	\$39,128	\$40,300
Food Science and Technology	90	\$39,346	\$28,667	\$40,863	\$47,159
Plant Sciences	122	\$38,818	\$32,571	\$42,456	\$45,370
NATURAL RESOURCES	445	\$36,449	\$30,084	\$35,094	\$40,550
Natural Resources Conservation and Research	319	\$36,909	\$30,084	\$34,893	\$40,307
Natural Resources Management	47	\$38,622	\$28,875	\$42,093	\$45,500
Fishing and Fisheries Sciences	9	\$33,556	\$32,000	\$32,000	\$36,667
Forestry	50	\$36,471	\$34,000	\$35,495	\$35,800
Wildlife and Wildlands Science and Management	20	\$25,248	\$18,338	\$23,707	\$25,000
ARCHITECTURE AND RELATED SERVICES	346	\$43,222	\$37,571	\$44,662	\$49,250
Architecture	252	\$42,818	\$37,571	\$43,610	\$49,499
City/Urban, Community and Regional Planning	40	\$47,320	\$43,111	\$45,658	\$52,261
Landscape Architecture	51	\$42,152	\$38,550	\$45,188	\$47,000
AREA, ETHNIC, CULTURAL, GENDER AND GROUP STUDIES	224	\$40,151	\$32,220	\$39,800	\$47,563
Area Studies	136	\$40,604	\$33,000	\$40,000	\$47,625
Ethnic, Cultural Minority, Gender, and Group Studies	87	\$39,559	\$31,200	\$34,500	\$45,000
COMMUNICATION, JOURNALISM, AND RELATED PROGRAMS	3,418	\$38,562	\$35,000	\$37,865	\$40,750
Communication and Media Studies	1,816	\$39,485	\$35,000	\$38,533	\$41,500
Journalism	537	\$35,939	\$31,025	\$35,496	\$41,178
Radio, Television, and Digital Communication	69	\$40,484	\$32,214	\$38,900	\$47,350
Public Relations, Advertising and Applied Communication	996	\$38,162	\$36,470	\$37,804	\$39,924
COMMUNICATIONS TECHNOLOGIES/TECHNICIANS AND SUPPORT SERVICES	21	\$33,833	\$29,292	\$29,292	\$35,000
Audiovisual Communications Technologies	14	\$34,322	\$29,292	\$29,292	\$29,292
Graphic Communications	7	\$32,857	\$27,000	\$35,000	\$35,333
COMPUTER AND INFORMATION SCIENCES AND SUPPORT SERVICES	3,135	\$71,916	\$61,183	\$70,594	\$84,753
Computer and Information Sciences	757	\$59,030	\$52,619	\$60,852	\$66,367
Computer Programming	10	\$51,588	\$49,286	\$49,286	\$56,959
Information Science	56	\$54,427	\$53,789	\$55,798	\$56,631
Computer Science	2,111	\$78,199	\$66,315	\$74,500	\$91,438
Computer Software and Media Applications	40	\$49,797	\$42,300	\$52,167	\$52,167

STARTING SALARY BY ACADEMIC MAJOR

COMPUTER SCIENCES MAJORS/SALARY RANGES

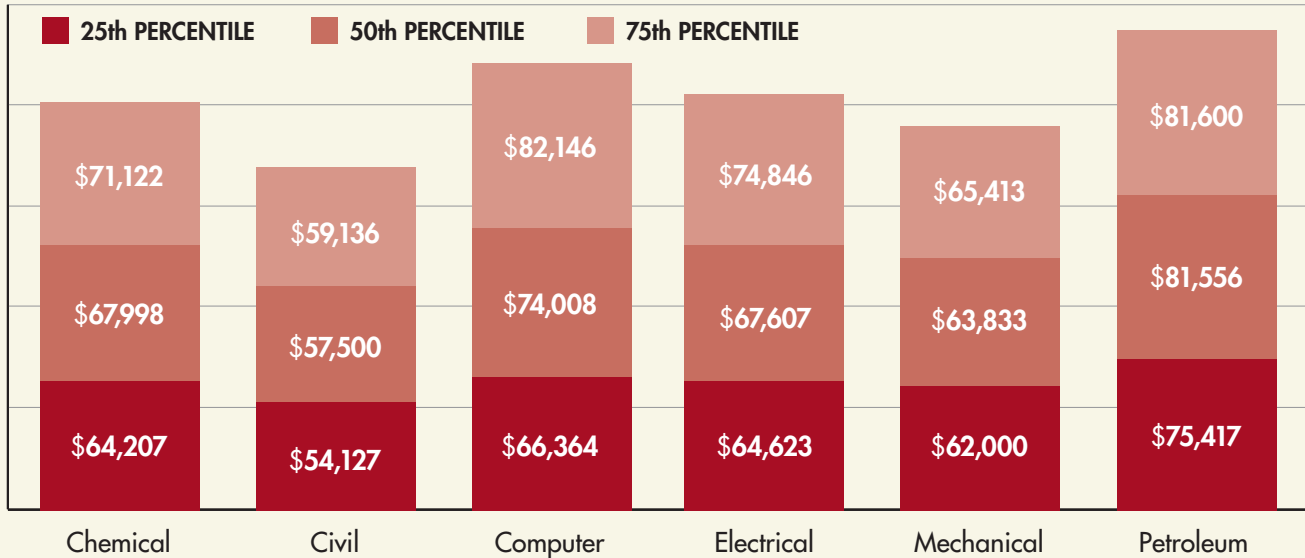


BACHELOR'S DEGREES/STARTING SALARY BY ACADEMIC MAJOR

ACADEMIC MAJOR	# OF SALARIES	MEAN	25TH PERCENTILE	MEDIAN	75TH PERCENTILE
Computer Systems Networking and Telecommunications	36	\$65,750	\$56,875	\$72,850	\$72,850
Computer/Information Technology Administration and Management	125	\$62,157	\$54,444	\$62,500	\$65,208
EDUCATION	2,531	\$36,557	\$33,440	\$35,801	\$39,265
Curriculum and Instruction	18	\$36,433	\$35,973	\$35,973	\$35,973
Special Education and Teaching	266	\$37,390	\$34,935	\$36,824	\$38,795
Teacher Education, Specific Levels and Methods	1,341	\$36,007	\$33,367	\$35,189	\$38,350
Teacher Education, Specific Subject Areas	581	\$39,193	\$34,580	\$37,998	\$40,618
Teaching Assistants/Aides	7	\$36,857	\$39,500	\$39,500	\$39,500
ENGINEERING	11,466	\$64,981	\$60,321	\$63,977	\$67,998
Aerospace, Aeronautical and Astronautical Engineering	420	\$60,870	\$57,547	\$60,168	\$62,709
Agricultural Engineering	80	\$56,456	\$55,761	\$55,761	\$57,400
Architectural Engineering	116	\$57,989	\$53,806	\$58,488	\$61,200
Biomedical/Medical Engineering	401	\$58,348	\$57,434	\$58,608	\$60,531
Chemical Engineering	1,216	\$68,239	\$64,207	\$67,998	\$71,122
Civil Engineering	1,245	\$57,091	\$54,127	\$57,500	\$59,136
Computer Engineering	703	\$74,439	\$66,364	\$74,008	\$82,146
Electrical, Electronics and Communications Engineering	1,654	\$70,950	\$64,623	\$67,607	\$74,846
Engineering Physics	62	\$62,033	\$60,320	\$62,100	\$70,000
Engineering Science	13	\$60,154	\$61,000	\$61,000	\$61,000
Environmental/Environmental Health Engineering	148	\$58,508	\$54,509	\$59,753	\$62,000

STARTING SALARY BY ACADEMIC MAJOR

ENGINEERING MAJORS/SALARY RANGES



BACHELOR'S DEGREES/STARTING SALARY BY ACADEMIC MAJOR

ACADEMIC MAJOR	# OF SALARIES	MEAN	25TH PERCENTILE	MEDIAN	75TH PERCENTILE
Materials Engineering	64	\$59,849	\$61,170	\$61,170	\$69,571
Mechanical Engineering	2,765	\$64,241	\$62,000	\$63,833	\$65,413
Metallurgical Engineering	38	\$67,316	\$64,133	\$64,133	\$74,179
Mining and Mineral Engineering	76	\$65,549	\$64,496	\$65,000	\$65,975
Nuclear Engineering	18	\$60,121	\$54,105	\$61,958	\$63,200
Ocean Engineering	10	\$65,500	\$65,500	\$65,500	\$65,500
Petroleum Engineering	184	\$78,541	\$75,417	\$81,556	\$81,600
Systems Engineering	45	\$60,710	\$55,864	\$60,204	\$67,615
Polymer/Plastics Engineering	6	\$56,160	\$56,160	\$56,160	\$56,160
Construction Engineering	49	\$61,463	\$57,015	\$60,500	\$65,722
Industrial Engineering	710	\$63,340	\$62,312	\$62,957	\$65,208
Manufacturing Engineering	41	\$59,565	\$59,672	\$59,672	\$61,000
Operations Research	64	\$82,805	\$82,805	\$82,805	\$82,805
Geological/Geophysical Engineering	38	\$56,322	\$54,949	\$58,400	\$58,585
Mechatronics, Robotics and Automation Engineering	21	\$58,314	\$52,281	\$52,281	\$52,281
Biological/Biosystems Engineering	145	\$55,166	\$48,364	\$57,071	\$63,000
ENGINEERING TECHNOLOGIES	1,078	\$59,641	\$56,576	\$59,932	\$63,683
Architectural Engineering Technologies	9	\$52,778	\$52,778	\$52,778	\$52,778
Civil Engineering Technologies/Technicians	51	\$52,109	\$50,018	\$50,018	\$55,000
Electrical Engineering Technologies/Technicians	129	\$60,112	\$58,610	\$60,665	\$60,665

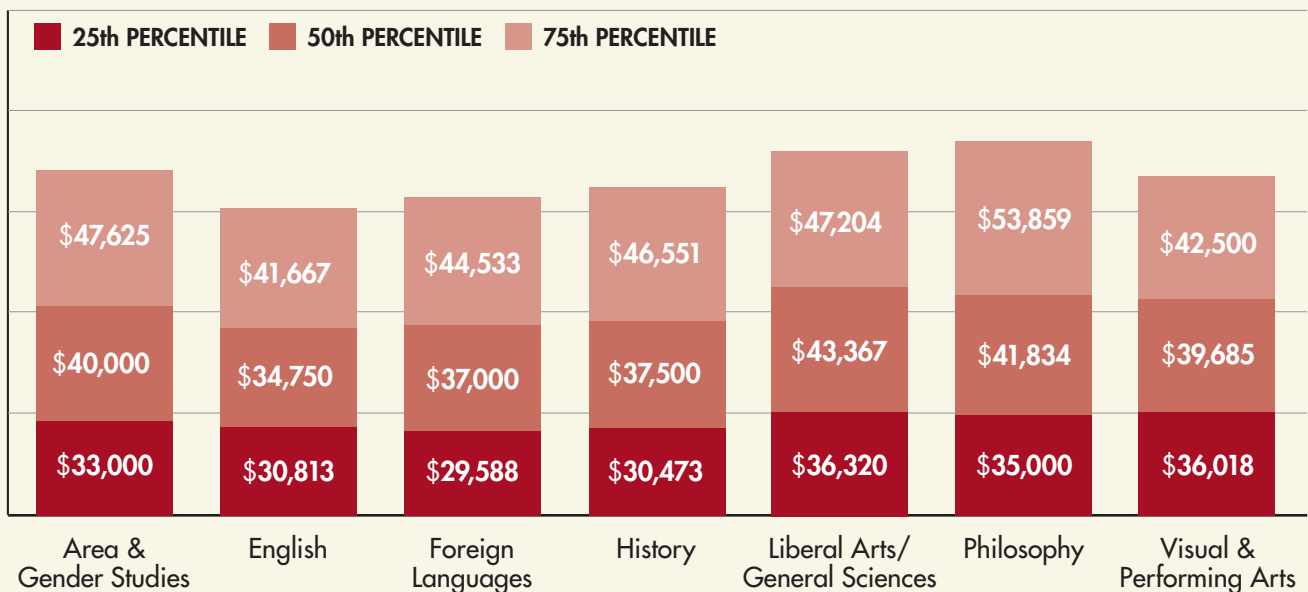
BACHELOR'S DEGREES/STARTING SALARY BY ACADEMIC MAJOR

ACADEMIC MAJOR	# OF SALARIES	MEAN	25TH PERCENTILE	MEDIAN	75TH PERCENTILE
Environmental Control Technologies	36	\$66,904	\$66,904	\$66,904	\$66,904
Industrial Production Technologies	115	\$61,973	\$56,465	\$63,575	\$65,283
Quality Control and Safety Technologies	54	\$63,898	\$63,683	\$63,683	\$63,683
Mechanical Engineering Related Technologies	380	\$61,141	\$59,561	\$60,501	\$65,450
Construction Engineering Technologies	28	\$56,857	\$56,857	\$56,857	\$56,857
Computer Engineering Technologies	54	\$50,461	\$49,189	\$49,189	\$49,189
Drafting/Design Engineering Technologies	35	\$53,501	\$46,923	\$49,500	\$60,162
Engineering-Related Fields	119	\$60,531	\$56,576	\$59,054	\$60,750
FOREIGN LANGUAGES, LITERATURES, AND LINGUISTICS	435	\$37,719	\$29,588	\$37,000	\$44,533
Linguistic, Comparative, and Related Language Studies	112	\$35,737	\$27,500	\$34,000	\$44,533
East Asian Languages	20	\$28,120	\$25,125	\$26,133	\$32,500
Slavic, Baltic and Albanian Languages	7	\$45,735	\$30,140	\$41,834	\$55,000
Germanic Languages	19	\$38,152	\$32,500	\$37,333	\$41,500
Romance Languages	260	\$38,995	\$31,000	\$38,500	\$44,571
American Sign Language	5	\$32,302	\$29,588	\$34,111	\$34,111
FAMILY AND CONSUMER SCIENCES/HUMAN SCIENCES	608	\$33,744	\$29,039	\$31,927	\$35,366
Family and Consumer Sciences/Human Sciences	74	\$35,759	\$24,378	\$27,000	\$44,133
Family and Consumer Economics and Related Studies	6	\$35,290	\$35,290	\$35,290	\$35,290
Foods, Nutrition, and Related Services	68	\$31,644	\$24,000	\$33,788	\$35,538
Housing and Human Environments	9	\$34,253	\$34,253	\$34,253	\$34,253
Human Development, Family Studies, and Related Services	405	\$32,888	\$29,833	\$30,263	\$33,589
Apparel and Textiles	40	\$39,051	\$34,389	\$41,486	\$44,222
LEGAL STUDIES	121	\$40,431	\$35,795	\$40,286	\$43,457
Legal Support Services	10	\$35,250	\$31,500	\$35,000	\$35,000
ENGLISH LANGUAGE AND LITERATURE/LETTERS	1,052	\$36,180	\$30,941	\$33,874	\$41,500
English Language and Literature/Letters	820	\$36,310	\$30,813	\$34,750	\$41,667
Rhetoric and Composition/Writing Studies	187	\$34,450	\$31,094	\$31,871	\$32,640
Literature	42	\$41,559	\$39,152	\$41,500	\$41,500
LIBERAL ARTS AND SCIENCES, GENERAL STUDIES AND HUMANITIES	1,967	\$46,970	\$40,078	\$47,204	\$57,198
Liberal Arts and Sciences, General Studies and Humanities	912	\$42,902	\$36,320	\$43,367	\$47,204
BIOLOGICAL AND BIOMEDICAL SCIENCES	2,211	\$35,408	\$29,830	\$34,708	\$40,752
Biology	1,314	\$34,171	\$28,092	\$34,264	\$39,875
Biochemistry, Biophysics and Molecular Biology	343	\$37,889	\$33,607	\$36,000	\$43,608
Cell/Cellular Biology	60	\$38,664	\$36,063	\$36,063	\$36,063
Microbiological Sciences	85	\$29,762	\$22,363	\$32,323	\$35,000
Zoology/Animal Biology	9	\$30,298	\$17,400	\$39,496	\$39,496

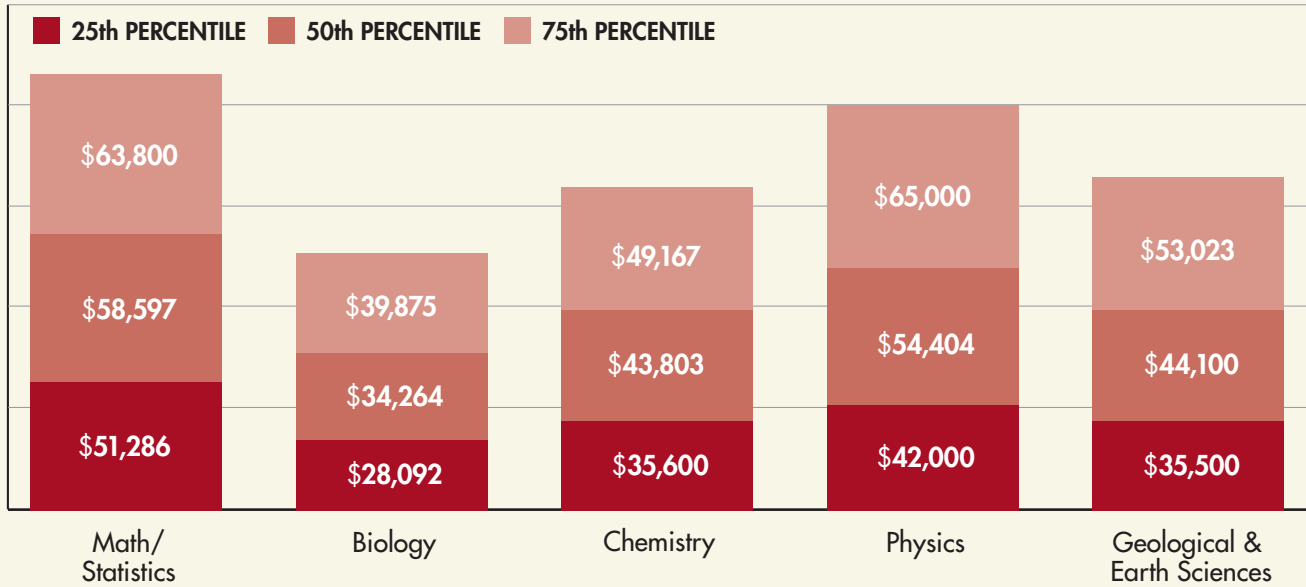
BACHELOR'S DEGREES/STARTING SALARY BY ACADEMIC MAJOR

ACADEMIC MAJOR	# OF SALARIES	MEAN	25TH PERCENTILE	MEDIAN	75TH PERCENTILE
Genetics	10	\$36,868	\$33,000	\$36,840	\$41,440
Physiology, Pathology and Related Sciences	75	\$30,470	\$27,703	\$29,399	\$29,399
Biomathematics, Bioinformatics, and Computational Biology	22	\$47,682	\$33,583	\$45,667	\$60,750
Biotechnology	14	\$47,582	\$40,635	\$46,968	\$56,750
Ecology, Evolution, Systematics, and Population Biology	75	\$38,896	\$27,333	\$38,296	\$42,909
Neurobiology and Neurosciences	202	\$39,262	\$35,000	\$40,752	\$44,556
MATHEMATICS AND STATISTICS	1,023	\$59,727	\$51,556	\$58,750	\$67,188
Mathematics	782	\$59,759	\$51,286	\$58,597	\$63,800
Applied Mathematics	103	\$58,237	\$48,603	\$57,159	\$69,100
Statistics	136	\$60,648	\$54,250	\$62,584	\$67,895
MULTI/INTERDISCIPLINARY STUDIES	1,460	\$50,590	\$38,462	\$43,180	\$61,416
Peace Studies and Conflict Resolution	17	\$45,316	\$48,000	\$48,000	\$49,297
Mathematics and Computer Science	42	\$99,699	\$92,250	\$105,363	\$105,363
Historic Preservation and Conservation	20	\$54,205	\$53,840	\$58,627	\$58,627
Science, Technology and Society	34	\$59,438	\$49,750	\$67,417	\$67,417
Behavioral Sciences	21	\$37,609	\$35,000	\$38,200	\$38,700
Natural Sciences	7	\$37,305	\$37,500	\$37,500	\$37,500
Nutrition Sciences	75	\$37,934	\$30,394	\$37,613	\$40,800
International/Global Studies	348	\$40,800	\$38,296	\$41,352	\$43,057
Classical and Ancient Studies	23	\$50,250	\$32,250	\$46,500	\$63,188

LIBERAL ARTS AND HUMANITIES MAJORS/SALARY RANGES



MATH AND SCIENCES MAJORS/SALARY RANGES



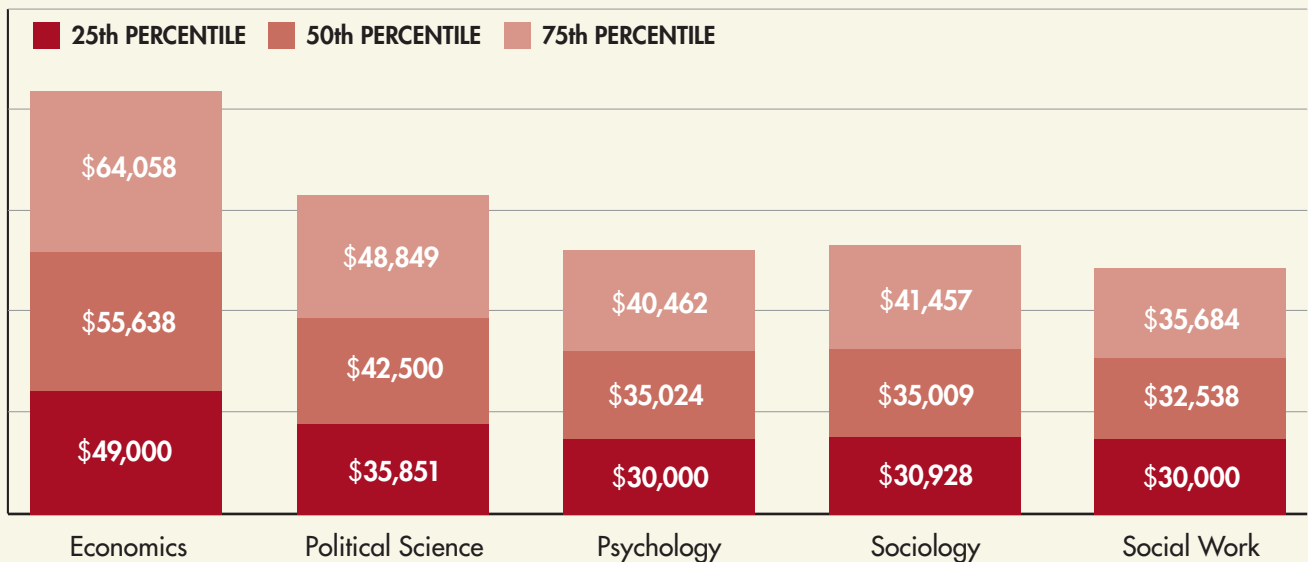
BACHELOR'S DEGREES/STARTING SALARY BY ACADEMIC MAJOR

ACADEMIC MAJOR	# OF SALARIES	MEAN	25TH PERCENTILE	MEDIAN	75TH PERCENTILE
Intercultural/Multicultural and Diversity Studies	8	\$30,105	\$24,140	\$33,870	\$33,870
Cognitive Science	30	\$50,043	\$39,447	\$46,000	\$56,000
Cultural Studies	5	\$49,600	\$49,600	\$49,600	\$49,600
Computational Science	64	\$61,416	\$61,416	\$61,416	\$61,416
Human Computer Interaction	10	\$84,750	\$84,750	\$84,750	\$84,750
Sustainability Studies	36	\$40,736	\$33,250	\$45,300	\$48,719
PARKS, RECREATION, LEISURE, AND FITNESS STUDIES	977	\$33,807	\$29,444	\$33,169	\$37,297
Parks, Recreation, and Leisure Studies	86	\$33,801	\$29,444	\$34,565	\$37,800
Parks, Recreation and Leisure Facilities Management	76	\$35,664	\$32,665	\$36,752	\$42,500
Health and Physical Education/Fitness	813	\$33,629	\$28,625	\$32,711	\$37,231
PHILOSOPHY AND RELIGIOUS STUDIES	264	\$40,643	\$31,051	\$38,440	\$47,255
Philosophy	174	\$44,069	\$35,000	\$41,834	\$53,859
Religion/Religious Studies	90	\$34,019	\$27,526	\$31,764	\$38,440
Bible/Biblical Studies	9	\$25,490	\$25,000	\$25,000	\$25,000
THEOLOGY AND RELIGIOUS VOCATIONS	39	\$30,780	\$25,000	\$27,000	\$36,000
Theological and Ministerial Studies	25	\$32,600	\$24,600	\$31,000	\$40,000
PHYSICAL SCIENCES	796	\$49,691	\$38,160	\$48,402	\$60,072
Astronomy and Astrophysics	17	\$41,059	\$34,560	\$34,574	\$38,500
Atmospheric Sciences and Meteorology	24	\$34,407	\$26,617	\$34,250	\$36,344
Chemistry	331	\$43,622	\$35,600	\$43,803	\$49,167

BACHELOR'S DEGREES/STARTING SALARY BY ACADEMIC MAJOR

ACADEMIC MAJOR	# OF SALARIES	MEAN	25TH PERCENTILE	MEDIAN	75TH PERCENTILE
Geological and Earth Sciences	105	\$44,378	\$35,500	\$44,100	\$53,023
Physics	187	\$56,178	\$42,000	\$54,404	\$65,000
Materials Science	131	\$63,943	\$60,143	\$61,992	\$67,201
PSYCHOLOGY	2,453	\$36,548	\$31,000	\$36,747	\$41,094
Psychology	2,301	\$36,310	\$30,000	\$35,024	\$40,462
Research and Experimental Psychology	26	\$39,279	\$39,650	\$39,650	\$39,650
Clinical, Counseling and Applied Psychology	91	\$40,035	\$36,875	\$44,153	\$44,153
HOMELAND SECURITY, LAW ENFORCEMENT, FIREFIGHTING AND RELATED PROTECTIVE SERVICES	795	\$41,979	\$34,555	\$40,654	\$45,001
Criminal Justice and Corrections	705	\$40,210	\$34,555	\$39,135	\$42,375
Fire Protection	8	\$36,833	\$32,055	\$41,610	\$41,610
Homeland Security	82	\$57,691	\$50,217	\$57,000	\$67,253
PUBLIC ADMINISTRATION AND SOCIAL SERVICE PROFESSIONS	654	\$34,848	\$28,000	\$33,021	\$37,500
Public Administration	36	\$49,058	\$41,773	\$55,217	\$55,217
Public Policy Analysis	73	\$45,299	\$36,346	\$44,656	\$48,889
Social Work	400	\$33,309	\$30,000	\$32,538	\$35,684
SOCIAL SCIENCES	5,294	\$46,749	\$37,506	\$46,286	\$55,638
Anthropology	244	\$34,859	\$29,700	\$34,007	\$40,883
Criminology	256	\$38,878	\$37,506	\$37,506	\$39,440
Demography and Population Studies	14	\$37,357	\$37,357	\$37,357	\$37,357
Economics	1,935	\$55,812	\$49,000	\$55,638	\$64,058

SOCIAL SCIENCE MAJORS/SALARY RANGES



BACHELOR'S DEGREES/STARTING SALARY BY ACADEMIC MAJOR

ACADEMIC MAJOR	# OF SALARIES	MEAN	25TH PERCENTILE	MEDIAN	75TH PERCENTILE
Geography	102	\$42,664	\$37,440	\$44,598	\$45,625
International Relations and National Security Studies	486	\$47,329	\$39,783	\$46,470	\$55,793
Political Science and Government	1,319	\$43,187	\$35,851	\$42,500	\$48,849
Sociology	690	\$35,861	\$30,928	\$35,009	\$41,457
Urban Studies/Affairs	23	\$44,148	\$42,500	\$47,916	\$47,916
Sociology and Anthropology	10	\$33,314	\$29,107	\$29,107	\$31,167
TRANSPORTATION AND MATERIALS MOVING	179	\$47,517	\$42,315	\$43,717	\$47,500
Air Transportation	179	\$47,517	\$42,315	\$43,717	\$47,500
VISUAL AND PERFORMING ARTS	2,024	\$38,176	\$30,958	\$37,258	\$42,500
Visual and Performing Arts	81	\$38,684	\$36,018	\$39,685	\$42,500
Dance	28	\$38,711	\$33,750	\$39,833	\$43,400
Design and Applied Arts	570	\$44,115	\$36,375	\$40,813	\$47,500
Drama/Theatre Arts and Stagecraft	234	\$33,470	\$25,000	\$30,884	\$37,816
Film/Video and Photographic Arts	180	\$37,621	\$30,142	\$33,750	\$40,367
Fine and Studio Arts	484	\$35,634	\$30,684	\$34,779	\$41,307
Music	231	\$36,724	\$29,833	\$35,667	\$40,567
Arts, Entertainment, and Media Management	214	\$35,099	\$30,958	\$37,266	\$37,500
HEALTH PROFESSIONS AND RELATED PROGRAMS	5,002	\$50,124	\$42,701	\$49,673	\$57,005
Communication Disorders Sciences and Services	144	\$34,612	\$31,860	\$32,403	\$37,381
Dental Support Services and Allied Professions	8	\$42,463	\$35,750	\$46,850	\$49,175
Health and Medical Administrative Services	239	\$38,872	\$26,781	\$38,929	\$44,444
Allied Health and Medical Assisting Services	42	\$36,768	\$23,031	\$33,487	\$43,428
Allied Health Diagnostic, Intervention, and Treatment Professions	122	\$53,343	\$35,370	\$46,625	\$66,250
Clinical/Medical Laboratory Sciences	90	\$50,515	\$47,615	\$53,109	\$53,444
Health/Medical Preparatory Programs	31	\$54,311	\$34,143	\$46,220	\$79,960
Medicine	17	\$42,719	\$42,719	\$42,719	\$42,719
Mental and Social Health Services	12	\$28,750	\$29,000	\$29,000	\$29,000
Pharmacy, Pharmaceutical Sciences and Administration	16	\$42,707	\$43,862	\$43,862	\$43,862
Public Health	457	\$39,153	\$34,885	\$38,123	\$43,625
Rehabilitation and Therapeutic Professions	169	\$45,145	\$35,126	\$37,375	\$60,993
Veterinary Biomedical and Clinical Sciences	6	\$23,682	\$19,927	\$23,682	\$27,437
Medical Illustration and Informatics	17	\$45,649	\$47,500	\$47,500	\$47,500
Dietetics and Clinical Nutrition Services	42	\$38,967	\$32,000	\$40,500	\$48,200
Registered Nursing	3,378	\$54,283	\$47,603	\$52,864	\$57,333
BUSINESS, MANAGEMENT, MARKETING, AND RELATED SUPPORT SERVICES	21,161	\$52,047	\$45,233	\$51,640	\$57,826
Business Administration/Management	4,242	\$50,962	\$43,250	\$50,871	\$56,993

BACHELOR'S DEGREES/STARTING SALARY BY ACADEMIC MAJOR

ACADEMIC MAJOR	# OF SALARIES	MEAN	25TH PERCENTILE	MEDIAN	75TH PERCENTILE
Logistics, Materials, and Supply Chain Management	489	\$52,342	\$49,999	\$53,309	\$54,543
Accounting	3,125	\$53,539	\$48,992	\$55,305	\$57,630
Business/Corporate Communications	51	\$39,705	\$39,975	\$39,975	\$41,911
Business/Managerial Economics	604	\$52,491	\$45,233	\$53,971	\$58,000
Entrepreneurial and Small Business Operations	200	\$48,705	\$42,500	\$49,929	\$53,333
Finance	3,662	\$55,974	\$51,034	\$55,471	\$62,868
Hospitality Administration/Management	715	\$39,547	\$35,161	\$39,675	\$42,500
Human Resources Management	464	\$47,571	\$39,750	\$47,500	\$50,837
International Business	300	\$50,468	\$44,722	\$51,087	\$53,804
Management Information Systems	1,087	\$59,622	\$56,332	\$59,316	\$63,750
Management Sciences and Quantitative Methods (Actuarial)	1,685	\$50,349	\$42,704	\$49,255	\$55,317
Marketing	2,546	\$44,858	\$41,897	\$45,756	\$48,847
Real Estate	73	\$50,290	\$50,128	\$50,128	\$50,128
Insurance	123	\$50,476	\$47,208	\$52,500	\$52,500
General Sales and Merchandising	52	\$48,014	\$48,383	\$48,383	\$48,383
Specialized Sales and Merchandising	176	\$40,517	\$34,573	\$34,573	\$51,233
Construction Management	258	\$57,495	\$53,866	\$57,654	\$58,968
HISTORY	586	\$39,618	\$30,473	\$37,500	\$46,551

BUSINESS MAJORS/SALARY RANGES

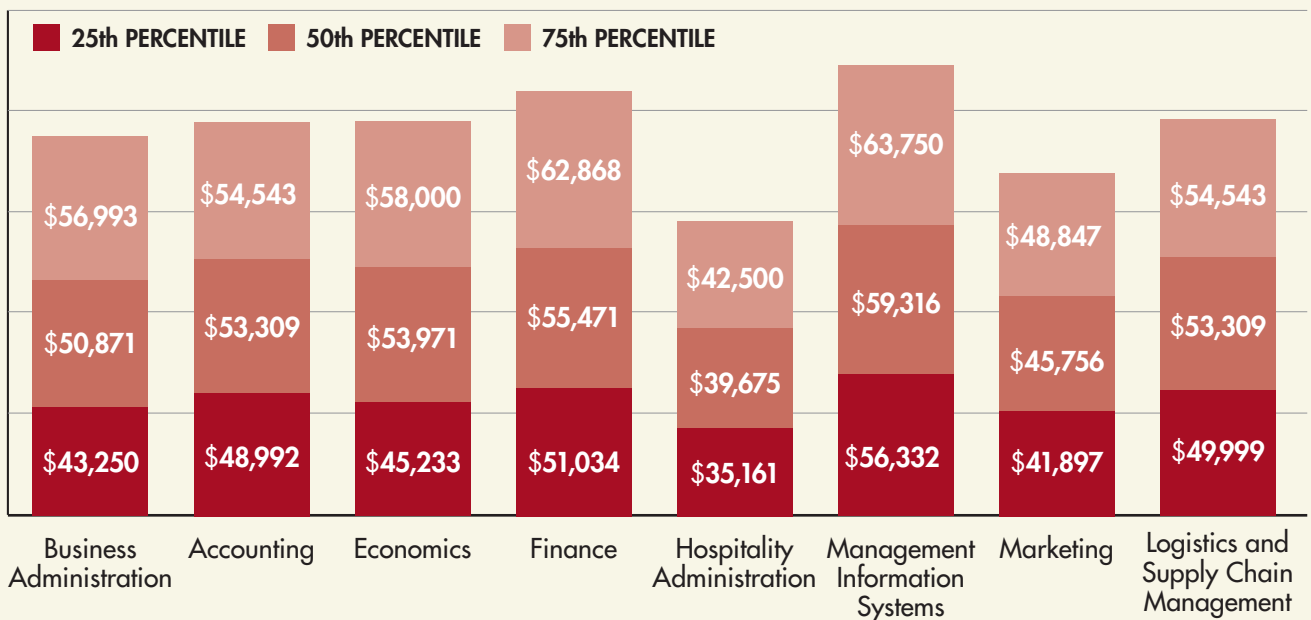


FIGURE 3 AVERAGE SALARIES BY DISCIPLINE/MASTER’S DEGREES

BROAD CATEGORY	# OF SALARIES	MEAN	25TH PERCENTILE	MEDIAN	75TH PERCENTILE
AGRICULTURE	94	\$50,950	\$46,667	\$50,000	\$54,400
NATURAL RESOURCES	94	\$53,854	\$43,489	\$54,334	\$66,167
ARCHITECTURE AND RELATED SERVICES	193	\$49,694	\$43,756	\$49,200	\$55,829
AREA, ETHNIC, CULTURAL, GENDER AND GROUP STUDIES	18	\$53,833	\$53,333	\$55,857	\$55,857
COMMUNICATION, JOURNALISM, AND RELATED PROGRAMS	431	\$53,915	\$44,000	\$54,945	\$63,000
COMPUTER AND INFORMATION SCIENCES AND SUPPORT SERVICES	1,211	\$81,619	\$64,100	\$80,000	\$93,702
EDUCATION	2,631	\$48,267	\$42,601	\$47,170	\$52,873
ENGINEERING	1,760	\$78,866	\$65,714	\$76,867	\$88,073
ENGINEERING TECHNOLOGIES	107	\$83,230	\$69,455	\$79,222	\$100,439
FOREIGN LANGUAGES, LITERATURES, AND LINGUISTICS	45	\$69,609	\$50,000	\$76,557	\$76,557
FAMILY AND CONSUMER SCIENCES/HUMAN SCIENCES	104	\$42,697	\$38,817	\$40,167	\$46,703
LEGAL STUDIES	90	\$81,273	\$65,940	\$86,236	\$86,236
ENGLISH LANGUAGE AND LITERATURE/LETTERS	129	\$48,169	\$36,000	\$47,500	\$53,750
LIBERAL ARTS AND SCIENCES, GENERAL STUDIES AND HUMANITIES	112	\$72,271	\$78,606	\$78,606	\$78,606
LIBRARY SCIENCE	132	\$45,215	\$40,975	\$43,634	\$46,848
BIOLOGICAL AND BIOMEDICAL SCIENCES	127	\$52,143	\$38,976	\$48,775	\$62,600
MATHEMATICS AND STATISTICS	200	\$65,197	\$45,495	\$63,750	\$79,000
MULTI/INTERDISCIPLINARY STUDIES	530	\$82,110	\$60,714	\$82,551	\$108,216
PARKS, RECREATION, LEISURE, AND FITNESS STUDIES	155	\$41,092	\$34,227	\$41,912	\$45,013
PHILOSOPHY AND RELIGIOUS STUDIES	27	\$49,368	\$32,613	\$42,920	\$53,394
THEOLOGY AND RELIGIOUS VOCATIONS	37	\$50,068	\$41,254	\$41,254	\$60,000
PHYSICAL SCIENCES	94	\$62,228	\$52,000	\$61,200	\$67,833
PSYCHOLOGY	240	\$46,009	\$40,000	\$42,104	\$48,727
HOMELAND SECURITY, LAW ENFORCEMENT, FIREFIGHTING AND RELATED PROTECTIVE SERVICES	125	\$59,274	\$50,000	\$53,962	\$72,000
PUBLIC ADMINISTRATION AND SOCIAL SERVICE PROFESSIONS	915	\$52,600	\$43,159	\$46,900	\$59,333
SOCIAL SCIENCES	424	\$53,760	\$48,574	\$51,106	\$57,750
TRANSPORTATION AND MATERIALS MOVING	46	\$77,036	\$69,375	\$76,000	\$79,725
VISUAL AND PERFORMING ARTS	324	\$52,597	\$43,529	\$52,723	\$54,887
HEALTH PROFESSIONS AND RELATED PROGRAMS	1,758	\$70,775	\$50,662	\$60,543	\$90,833
BUSINESS, MANAGEMENT, MARKETING, AND RELATED SUPPORT SERVICES	5,060	\$74,551	\$56,057	\$69,043	\$87,750
HISTORY	41	\$43,627	\$35,000	\$41,333	\$46,000

MASTER'S DEGREES/STARTING SALARY BY ACADEMIC MAJOR

ACADEMIC MAJOR	# OF SALARIES	MEAN	25TH PERCENTILE	MEDIAN	75TH PERCENTILE
AGRICULTURE	94	\$50,950	\$46,667	\$50,000	\$54,400
Agricultural Business and Management	22	\$59,739	\$52,719	\$56,625	\$56,897
Agricultural Public Services	6	\$51,500	\$54,400	\$54,400	\$54,400
Animal Sciences	17	\$43,001	\$35,000	\$38,750	\$52,500
Food Science and Technology	12	\$54,917	\$46,667	\$48,334	\$53,500
Plant Sciences	13	\$43,346	\$42,000	\$43,600	\$48,000
Soil Sciences	14	\$48,772	\$48,677	\$48,677	\$48,677
NATURAL RESOURCES	94	\$53,854	\$43,489	\$54,334	\$66,167
Natural Resources Conservation and Research	34	\$50,389	\$40,667	\$48,920	\$57,000
Natural Resources Management	23	\$66,062	\$66,167	\$70,117	\$70,117
Fishing and Fisheries Sciences	9	\$44,305	\$43,489	\$43,489	\$43,489
Forestry	28	\$51,101	\$48,150	\$54,334	\$54,334
ARCHITECTURE AND RELATED SERVICES	193	\$49,694	\$43,756	\$49,200	\$55,829
Architecture	120	\$47,222	\$42,143	\$46,237	\$50,000
City/Urban, Community and Regional Planning	62	\$55,078	\$48,100	\$55,829	\$61,588
Landscape Architecture	11	\$46,320	\$43,703	\$45,000	\$49,200
AREA, ETHNIC, CULTURAL, GENDER AND GROUP STUDIES	18	\$53,833	\$53,333	\$55,857	\$55,857
Area Studies	8	\$52,375	\$38,667	\$53,333	\$67,500
Ethnic, Cultural Minority, Gender, and Group Studies	10	\$55,000	\$55,000	\$55,857	\$55,857
COMMUNICATION, JOURNALISM, AND RELATED PROGRAMS	431	\$53,915	\$44,000	\$54,945	\$63,000
Communication and Media Studies	215	\$54,875	\$47,460	\$51,250	\$64,326
Journalism	58	\$44,676	\$41,667	\$42,764	\$42,764
Radio, Television, and Digital Communication	6	\$42,333	\$39,333	\$39,667	\$40,000
Public Relations, Advertising and Applied Communication	145	\$57,331	\$54,945	\$57,091	\$58,473
Publishing	5	\$42,000	\$42,000	\$42,000	\$42,000
COMPUTER AND INFORMATION SCIENCES AND SUPPORT SERVICES	1,211	\$81,619	\$64,100	\$80,000	\$93,702
Computer and Information Sciences	304	\$85,160	\$66,042	\$82,620	\$100,500
Computer Programming	10	\$67,425	\$67,425	\$67,425	\$67,425
Information Science	33	\$74,166	\$70,000	\$71,190	\$71,190
Computer Science	633	\$76,934	\$64,048	\$75,313	\$89,024
Computer Systems Networking and Telecommunications	16	\$72,187	\$68,833	\$74,200	\$74,200
Computer/Information Technology Administration and Management	213	\$93,163	\$73,000	\$113,444	\$113,444
EDUCATION	2,631	\$48,267	\$42,601	\$47,170	\$52,873
Curriculum and Instruction	332	\$50,562	\$45,500	\$51,735	\$52,873
Education Administration and Supervision	491	\$50,794	\$43,967	\$49,851	\$55,583
Educational/Instructional Media Design	87	\$57,594	\$54,600	\$57,281	\$64,856

MASTER'S DEGREES/STARTING SALARY BY ACADEMIC MAJOR

ACADEMIC MAJOR	# OF SALARIES	MEAN	25TH PERCENTILE	MEDIAN	75TH PERCENTILE
Special Education and Teaching	250	\$46,834	\$45,397	\$46,927	\$51,221
Student Counseling and Personnel Services	144	\$43,327	\$39,231	\$43,462	\$46,295
Teacher Education, Specific Levels and Methods	353	\$43,819	\$39,149	\$43,986	\$48,194
Teacher Education, Specific Subject Areas	310	\$47,453	\$42,601	\$46,958	\$49,541
Teaching English as a Second Language	61	\$43,304	\$39,814	\$41,000	\$50,000
Teaching Assistants/Aides	23	\$43,155	\$39,673	\$43,000	\$47,786
ENGINEERING	1,760	\$78,866	\$65,714	\$76,867	\$88,073
Aerospace, Aeronautical and Astronautical Engineering	40	\$75,539	\$61,685	\$74,119	\$75,780
Agricultural Engineering	9	\$54,556	\$41,750	\$63,000	\$63,000
Architectural Engineering	25	\$58,873	\$58,706	\$58,706	\$58,706
Biomedical/Medical Engineering	25	\$56,080	\$46,300	\$56,933	\$63,625
Chemical Engineering	60	\$65,074	\$54,727	\$64,250	\$78,132
Civil Engineering	242	\$62,636	\$58,635	\$61,747	\$66,894
Computer Engineering	137	\$81,905	\$78,469	\$80,800	\$89,025
Electrical, Electronics and Communications Engineering	477	\$91,693	\$80,163	\$88,073	\$110,279
Environmental/Environmental Health Engineering	28	\$63,952	\$62,583	\$65,200	\$65,377
Materials Engineering	14	\$71,387	\$64,300	\$79,373	\$81,746
Mechanical Engineering	302	\$74,321	\$64,260	\$71,149	\$80,294
Metallurgical Engineering	17	\$69,113	\$68,792	\$68,792	\$68,792
Mining and Mineral Engineering	9	\$72,706	\$66,452	\$72,750	\$72,750
Nuclear Engineering	13	\$86,594	\$76,000	\$80,667	\$90,000
Petroleum Engineering	11	\$97,985	\$104,204	\$104,204	\$104,204
Systems Engineering	32	\$106,625	\$111,444	\$111,444	\$114,079
Construction Engineering	5	\$47,800	\$47,800	\$47,800	\$47,800
Industrial Engineering	93	\$74,853	\$72,125	\$76,867	\$79,515
Operations Research	5	\$94,200	\$94,200	\$94,200	\$94,200
Geological/Geophysical Engineering	40	\$94,532	\$93,359	\$93,359	\$96,969
Mechatronics, Robotics and Automation Engineering	45	\$92,897	\$82,667	\$97,429	\$97,429
Biological/Biosystems Engineering	7	\$56,571	\$52,500	\$63,333	\$63,333
ENGINEERING TECHNOLOGIES	107	\$83,230	\$69,455	\$79,222	\$100,439
Electrical Engineering Technologies/Technicians	5	\$69,400	\$68,667	\$68,667	\$68,667
Electromechanical Technologies	11	\$104,910	\$104,910	\$104,910	\$104,910
Industrial Production Technologies	8	\$89,343	\$58,333	\$77,436	\$116,186
Mechanical Engineering Related Technologies	14	\$70,100	\$69,400	\$69,400	\$70,800
Engineering-Related Technologies	7	\$100,439	\$100,439	\$100,439	\$100,439
Drafting/Design Engineering Technologies	11	\$69,455	\$69,455	\$69,455	\$69,455

MASTER'S DEGREES/STARTING SALARY BY ACADEMIC MAJOR

ACADEMIC MAJOR	# OF SALARIES	MEAN	25TH PERCENTILE	MEDIAN	75TH PERCENTILE
Engineering-Related Fields	47	\$84,635	\$79,222	\$83,479	\$100,500
FOREIGN LANGUAGES, LITERATURES, AND LINGUISTICS	45	\$69,609	\$50,000	\$76,557	\$76,557
Linguistic, Comparative, and Related Language Studies	37	\$73,061	\$76,557	\$76,557	\$76,557
Romance Languages	5	\$62,228	\$46,000	\$61,070	\$61,070
FAMILY AND CONSUMER SCIENCES/HUMAN SCIENCES	104	\$42,697	\$38,817	\$40,167	\$46,703
Family and Consumer Sciences/Human Sciences	26	\$43,818	\$38,817	\$38,817	\$45,500
Foods, Nutrition, and Related Services	6	\$53,583	\$42,667	\$46,333	\$68,500
Human Development, Family Studies, and Related Services	66	\$41,102	\$39,794	\$39,794	\$46,740
ENGLISH LANGUAGE AND LITERATURE/LETTERS	129	\$48,169	\$36,000	\$47,500	\$53,750
English Language and Literature/Letters	75	\$44,829	\$36,000	\$44,988	\$50,000
Rhetoric and Composition/Writing Studies	54	\$52,807	\$47,500	\$51,125	\$56,545
LIBERAL ARTS AND SCIENCES, GENERAL STUDIES AND HUMANITIES	112	\$72,271	\$78,606	\$78,606	\$78,606
Liberal Arts and Sciences, General Studies and Humanities	112	\$72,271	\$78,606	\$78,606	\$78,606
BIOLOGICAL AND BIOMEDICAL SCIENCES	127	\$52,143	\$38,976	\$48,775	\$62,600
Biology	35	\$41,795	\$36,500	\$40,000	\$47,000
Biochemistry, Biophysics and Molecular Biology	8	\$52,175	\$40,500	\$48,500	\$66,000
Botany	5	\$39,486	\$36,432	\$38,000	\$38,000
Zoology/Animal Biology	23	\$48,011	\$38,976	\$55,944	\$55,944
Physiology, Pathology and Related Sciences	5	\$54,920	\$44,800	\$44,800	\$72,500
Biomathematics, Bioinformatics, and Computational Biology	18	\$67,393	\$62,600	\$64,750	\$77,567
Biotechnology	11	\$47,382	\$48,775	\$48,775	\$48,775
Ecology, Evolution, Systematics, and Population Biology	11	\$67,711	\$45,500	\$68,500	\$89,124
MATHEMATICS AND STATISTICS	200	\$65,197	\$45,495	\$63,750	\$79,000
Mathematics	87	\$53,466	\$45,495	\$45,495	\$68,000
Applied Mathematics	37	\$72,019	\$55,833	\$61,000	\$99,750
Statistics	76	\$75,305	\$61,475	\$82,195	\$87,694
MULTI/INTERDISCIPLINARY STUDIES	530	\$82,110	\$60,714	\$82,551	\$108,216
Peace Studies and Conflict Resolution	39	\$53,883	\$50,103	\$50,103	\$60,900
Gerontology	14	\$41,679	\$34,500	\$34,750	\$45,000
Historic Preservation and Conservation	8	\$56,000	\$56,000	\$56,000	\$56,000
Museology/Museum Studies	8	\$41,970	\$41,970	\$41,970	\$41,970
Science, Technology and Society	12	\$65,381	\$63,699	\$67,397	\$67,397
Nutrition Sciences	28	\$49,240	\$44,500	\$46,251	\$50,350
International/Global Studies	10	\$59,080	\$45,750	\$66,500	\$69,433
Computational Science	53	\$116,170	\$115,641	\$115,641	\$115,641
Human Computer Interaction	86	\$89,954	\$82,551	\$82,551	\$99,169

MASTER'S DEGREES/STARTING SALARY BY ACADEMIC MAJOR

ACADEMIC MAJOR	# OF SALARIES	MEAN	25TH PERCENTILE	MEDIAN	75TH PERCENTILE
Marine Science	5	\$63,600	\$63,600	\$63,600	\$63,600
Sustainability Studies	25	\$57,620	\$55,250	\$60,714	\$62,000
PARKS, RECREATION, LEISURE, AND FITNESS STUDIES	155	\$41,092	\$34,227	\$41,912	\$45,013
Parks, Recreation, and Leisure Studies	11	\$33,943	\$29,120	\$34,227	\$35,000
Parks, Recreation and Leisure Facilities Management	10	\$38,450	\$33,500	\$34,917	\$36,333
Health and Physical Education/Fitness	134	\$41,876	\$35,093	\$43,011	\$49,167
PHILOSOPHY AND RELIGIOUS STUDIES	27	\$49,368	\$32,613	\$42,920	\$53,394
Philosophy	10	\$43,849	\$40,000	\$42,920	\$42,920
Religion/Religious Studies	17	\$52,614	\$32,613	\$50,000	\$82,800
THEOLOGY AND RELIGIOUS VOCATIONS	37	\$50,068	\$41,254	\$41,254	\$60,000
Theological and Ministerial Studies	29	\$52,793	\$41,254	\$41,254	\$60,000
PHYSICAL SCIENCES	94	\$62,228	\$52,000	\$61,200	\$67,833
Astronomy and Astrophysics	6	\$57,167	\$61,400	\$61,400	\$61,400
Chemistry	20	\$54,775	\$41,000	\$51,834	\$65,000
Geological and Earth Sciences	39	\$65,625	\$50,000	\$55,000	\$80,500
Physics	5	\$55,100	\$60,000	\$60,000	\$63,500
Materials Science	21	\$67,195	\$64,253	\$67,833	\$67,833
PSYCHOLOGY	240	\$46,009	\$40,000	\$42,104	\$48,727
Psychology	81	\$47,475	\$41,063	\$41,200	\$51,250
Clinical, Counseling and Applied Psychology	159	\$45,262	\$39,964	\$43,800	\$48,727
HOMELAND SECURITY, LAW ENFORCEMENT, FIREFIGHTING AND RELATED PROTECTIVE SERVICES	125	\$59,274	\$50,000	\$53,962	\$72,000
Criminal Justice and Corrections	95	\$57,224	\$47,917	\$53,962	\$71,250
Homeland Security	27	\$65,333	\$52,458	\$57,500	\$88,438
PUBLIC ADMINISTRATION AND SOCIAL SERVICE PROFESSIONS	915	\$52,600	\$43,159	\$46,900	\$59,333
Public Administration	239	\$65,702	\$50,944	\$63,798	\$77,983
Public Policy Analysis	95	\$67,238	\$57,500	\$67,410	\$83,471
Social Work	563	\$44,437	\$42,500	\$44,055	\$46,900
SOCIAL SCIENCES	424	\$53,760	\$48,574	\$51,106	\$57,750
Anthropology	9	\$43,525	\$37,440	\$39,938	\$45,000
Criminology	5	\$48,900	\$49,333	\$49,333	\$49,333
Economics	57	\$54,745	\$41,625	\$56,000	\$64,000
Geography	45	\$61,607	\$55,000	\$57,400	\$75,667
International Relations and National Security Studies	127	\$57,303	\$51,106	\$53,493	\$69,200
Political Science and Government	36	\$45,397	\$34,869	\$48,327	\$51,750
Sociology	18	\$39,484	\$32,607	\$37,000	\$49,333
Urban Studies/Affairs	33	\$62,364	\$55,611	\$62,500	\$70,864

MASTER'S DEGREES/STARTING SALARY BY ACADEMIC MAJOR

ACADEMIC MAJOR	# OF SALARIES	MEAN	25TH PERCENTILE	MEDIAN	75TH PERCENTILE
TRANSPORTATION AND MATERIALS MOVING	46	\$77,036	\$69,375	\$76,000	\$79,725
Air Transportation	46	\$77,036	\$69,375	\$76,000	\$79,725
VISUAL AND PERFORMING ARTS	324	\$52,597	\$43,529	\$52,723	\$54,887
Visual and Performing Arts	8	\$43,750	\$33,500	\$43,000	\$53,500
Design and Applied Arts	142	\$60,607	\$52,723	\$52,723	\$74,000
Drama/Theatre Arts and Stagecraft	21	\$43,262	\$35,000	\$41,500	\$42,000
Film/Video and Photographic Arts	20	\$42,436	\$31,583	\$44,500	\$47,000
Fine and Studio Arts	24	\$47,658	\$32,000	\$40,000	\$48,708
Music	73	\$43,518	\$42,500	\$43,529	\$45,500
Arts, Entertainment, and Media Management	32	\$56,478	\$54,887	\$54,887	\$55,999
HEALTH PROFESSIONS AND RELATED PROGRAMS	1,758	\$70,775	\$50,662	\$60,543	\$90,833
Communication Disorders Sciences and Services	157	\$51,997	\$46,550	\$52,143	\$56,350
Health and Medical Administrative Services	242	\$72,678	\$55,769	\$58,922	\$73,480
Allied Health Diagnostic, Intervention, and Treatment Professions	114	\$84,279	\$86,200	\$93,700	\$95,474
Clinical/Medical Laboratory Sciences	16	\$95,750	\$50,000	\$96,500	\$141,875
Medicine	36	\$104,080	\$104,080	\$104,080	\$104,080
Mental and Social Health Services	208	\$45,530	\$38,400	\$43,143	\$45,833
Pharmacy, Pharmaceutical Sciences and Administration	144	\$77,489	\$50,662	\$50,662	\$111,455
Public Health	155	\$61,335	\$44,301	\$53,864	\$67,875
Rehabilitation and Therapeutic Professions	96	\$61,793	\$47,333	\$60,784	\$63,840
Veterinary Medicine	23	\$71,703	\$71,703	\$71,703	\$71,703
Medical Illustration and Informatics	17	\$124,088	\$86,600	\$94,833	\$167,625
Dietetics and Clinical Nutrition Services	8	\$52,180	\$49,500	\$49,500	\$54,860
Registered Nursing	498	\$80,610	\$57,242	\$77,726	\$95,347
BUSINESS, MANAGEMENT, MARKETING, AND RELATED SUPPORT SERVICES	5,060	\$74,551	\$56,057	\$69,043	\$87,750
Business Administration/Management	2,832	\$81,757	\$61,076	\$76,734	\$96,238
Logistics, Materials, and Supply Chain Management	10	\$81,590	\$69,750	\$87,440	\$93,880
Accounting	929	\$57,429	\$53,340	\$55,126	\$58,120
Business/Managerial Economics	23	\$66,883	\$68,238	\$68,238	\$79,500
Entrepreneurial and Small Business Operations	12	\$79,417	\$61,500	\$88,667	\$89,833
Finance	173	\$71,766	\$64,269	\$69,359	\$79,048
Human Resources Management	191	\$59,271	\$48,413	\$57,227	\$67,766
International Business	75	\$59,050	\$55,376	\$55,376	\$56,667
Management Information Systems	282	\$72,882	\$60,944	\$67,218	\$77,333
Management Sciences and Quantitative Methods (Actuarial)	226	\$79,895	\$68,950	\$86,176	\$87,750
Marketing	98	\$67,903	\$49,850	\$77,980	\$77,980

MASTER'S DEGREES/STARTING SALARY BY ACADEMIC MAJOR

ACADEMIC MAJOR	# OF SALARIES	MEAN	25TH PERCENTILE	MEDIAN	75TH PERCENTILE
Real Estate	49	\$74,684	\$62,167	\$77,200	\$77,200
Taxation	54	\$72,911	\$66,200	\$74,389	\$83,306
Construction Management	23	\$57,642	\$52,938	\$52,938	\$58,500
HISTORY	41	\$43,627	\$35,000	\$41,333	\$46,000

FIGURE 4 AVERAGE SALARIES BY DISCIPLINE/DOCTORAL DEGREES

BROAD CATEGORY	# OF SALARIES	MEAN	25TH PERCENTILE	MEDIAN	75TH PERCENTILE
AGRICULTURE	54	\$60,952	\$54,500	\$60,957	\$67,800
NATURAL RESOURCES	29	\$59,284	\$53,500	\$60,000	\$67,917
COMMUNICATION, JOURNALISM, AND RELATED PROGRAMS	40	\$62,613	\$51,875	\$60,667	\$61,100
COMPUTER AND INFORMATION SCIENCES AND SUPPORT SERVICES	73	\$115,925	\$95,833	\$122,500	\$134,667
EDUCATION	309	\$78,912	\$64,000	\$73,269	\$81,600
ENGINEERING	547	\$87,286	\$72,971	\$88,416	\$99,667
FOREIGN LANGUAGES, LITERATURES, AND LINGUISTICS	18	\$55,831	\$40,000	\$50,591	\$67,000
FAMILY AND CONSUMER SCIENCES/HUMAN SCIENCES	32	\$54,750	\$47,476	\$48,250	\$62,467
LEGAL STUDIES	200	\$73,644	\$75,780	\$76,470	\$76,470
ENGLISH LANGUAGE AND LITERATURE/LETTERS	41	\$47,244	\$37,167	\$42,973	\$53,000
LIBERAL ARTS AND SCIENCES, GENERAL STUDIES AND HUMANITIES	43	\$72,795	\$72,795	\$72,795	\$72,795
BIOLOGICAL AND BIOMEDICAL SCIENCES	142	\$58,003	\$45,000	\$56,857	\$69,386
MATHEMATICS AND STATISTICS	89	\$76,582	\$57,100	\$75,530	\$86,500
MULTI/INTERDISCIPLINARY STUDIES	39	\$79,493	\$45,920	\$63,000	\$127,625
PARKS, RECREATION, LEISURE, AND FITNESS STUDIES	23	\$58,124	\$53,467	\$57,000	\$63,500
PHYSICAL SCIENCES	268	\$74,044	\$65,052	\$74,768	\$81,614
PSYCHOLOGY	188	\$59,996	\$48,238	\$54,360	\$68,875
PUBLIC ADMINISTRATION AND SOCIAL SERVICE PROFESSIONS	20	\$91,035	\$60,526	\$65,860	\$140,823
SOCIAL SCIENCES	115	\$74,456	\$54,000	\$64,125	\$83,000
TRANSPORTATION AND MATERIALS MOVING	13	\$95,693	\$86,203	\$102,142	\$102,142
VISUAL AND PERFORMING ARTS	26	\$56,877	\$50,000	\$57,750	\$65,000
HEALTH PROFESSIONS AND RELATED PROGRAMS	1,352	\$79,224	\$61,625	\$81,714	\$89,780
BUSINESS, MANAGEMENT, MARKETING, AND RELATED SUPPORT SERVICES	106	\$116,798	\$84,000	\$100,400	\$137,500
HISTORY	21	\$60,686	\$53,000	\$57,500	\$68,733

DOCTORAL DEGREES/STARTING SALARY BY ACADEMIC MAJOR

ACADEMIC MAJOR	# OF SALARIES	MEAN	25TH PERCENTILE	MEDIAN	75TH PERCENTILE
AGRICULTURE	54	\$60,952	\$54,500	\$60,957	\$67,800
Agricultural Business and Management	5	\$60,600	\$54,500	\$54,500	\$54,500
Agricultural Public Services	9	\$60,989	\$60,957	\$60,957	\$60,957
Animal Sciences	8	\$71,375	\$67,800	\$67,800	\$76,500
Food Science and Technology	6	\$66,038	\$69,476	\$69,476	\$72,500
Plant Science	24	\$54,966	\$49,963	\$54,694	\$61,733
NATURAL RESOURCES	29	\$59,284	\$53,500	\$60,000	\$67,917
Natural Resources Conservation and Research	22	\$59,215	\$53,500	\$59,066	\$67,917
COMMUNICATION, JOURNALISM, AND RELATED PROGRAMS	40	\$62,613	\$51,875	\$60,667	\$61,100
Communication and Media Studies	40	\$62,613	\$51,875	\$60,667	\$61,100
COMPUTER AND INFORMATION SCIENCES AND SUPPORT SERVICES	73	\$115,925	\$95,833	\$122,500	\$134,667
Computer and Information Sciences	13	\$107,769	\$90,000	\$95,833	\$119,500
Computer Science	58	\$118,457	\$115,000	\$129,167	\$134,667
EDUCATION	309	\$78,912	\$64,000	\$73,269	\$81,600
Curriculum and Instruction	52	\$65,450	\$57,500	\$69,213	\$69,213
Education Administration and Supervision	66	\$76,043	\$61,583	\$73,500	\$88,000
Student Counseling and Personnel Services	8	\$52,250	\$51,600	\$51,600	\$53,333
Teacher Education, Specific Subject Areas	21	\$67,619	\$44,000	\$68,667	\$84,833
ENGINEERING	547	\$87,286	\$72,971	\$88,416	\$99,667
Aerospace Engineering	8	\$67,125	\$66,200	\$66,200	\$66,200
Agricultural Engineering	5	\$73,044	\$73,044	\$73,044	\$73,044
Biomedical/Medical Engineering	28	\$74,549	\$72,500	\$72,971	\$82,084
Chemical Engineering	67	\$87,879	\$76,798	\$87,400	\$90,878
Civil Engineering	54	\$66,684	\$62,100	\$68,333	\$71,111
Computer Engineering	19	\$105,447	\$96,300	\$96,300	\$115,000
Electrical, Electronics and Communications Engineering	122	\$104,212	\$97,625	\$102,334	\$110,000
Materials Engineering	12	\$78,917	\$75,900	\$75,900	\$75,900
Mechanical Engineering	87	\$84,768	\$86,470	\$86,470	\$93,000
Metallurgical Engineering	18	\$76,383	\$63,271	\$84,143	\$84,143
Nuclear Engineering	10	\$96,720	\$95,244	\$95,244	\$95,244
Petroleum Engineering	6	\$110,000	\$110,000	\$110,000	\$110,000
Industrial Engineering	13	\$81,331	\$63,500	\$93,000	\$93,000
Operations Research	5	\$125,600	\$127,000	\$127,000	\$127,000
Geological/Geophysical Engineering	11	\$83,364	\$69,500	\$91,286	\$91,286
Biological/Biosystems Engineering	22	\$68,485	\$66,648	\$66,648	\$79,605

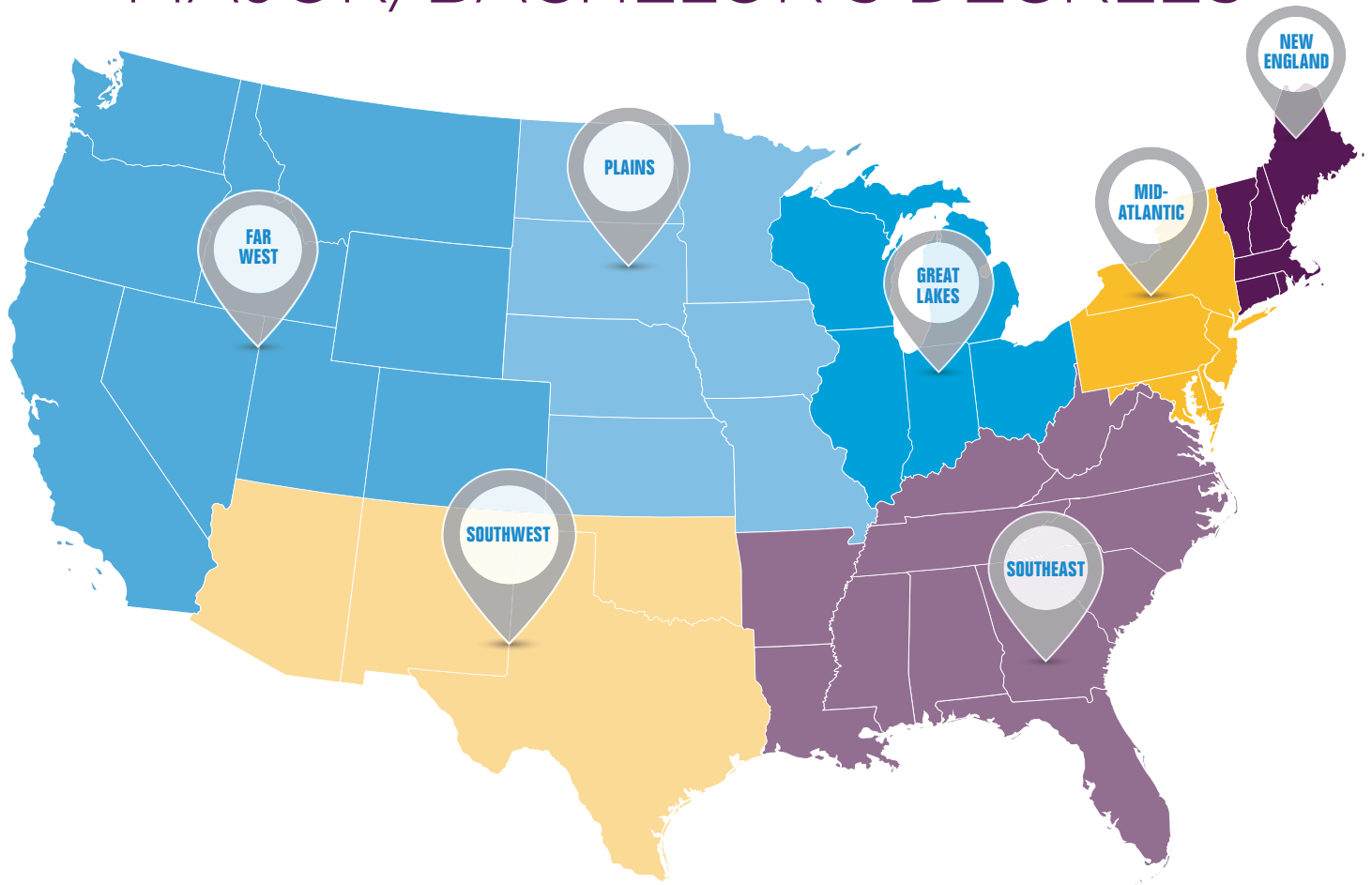
DOCTORAL DEGREES/STARTING SALARY BY ACADEMIC MAJOR

ACADEMIC MAJOR	# OF SALARIES	MEAN	25TH PERCENTILE	MEDIAN	75TH PERCENTILE
FOREIGN LANGUAGES, LITERATURES, AND LINGUISTICS	18	\$55,831	\$40,000	\$50,591	\$67,000
Linguistic, Comparative, and Related Language Studies	10	\$56,396	\$50,591	\$50,591	\$70,000
FAMILY AND CONSUMER SCIENCES/HUMAN SCIENCES	32	\$54,750	\$47,476	\$48,250	\$62,467
Family and Consumer Sciences/ Human Sciences	19	\$52,210	\$47,476	\$47,476	\$62,467
Human Development, Family Studies, and Related Services	12	\$59,583	\$48,250	\$57,750	\$68,000
LEGAL STUDIES	200	\$73,644	\$75,780	\$76,470	\$76,470
Law	19	\$70,576	\$55,631	\$55,631	\$91,125
ENGLISH LANGUAGE AND LITERATURE/LETTERS	41	\$47,244	\$37,167	\$42,973	\$53,000
English Language and Literature/Letters	38	\$47,079	\$37,167	\$42,973	\$53,000
LIBERAL ARTS AND SCIENCES, GENERAL STUDIES AND HUMANITIES	43	\$72,795	\$72,795	\$72,795	\$72,795
Liberal Arts and Sciences, General Studies and Humanities	43	\$72,795	\$72,795	\$72,795	\$72,795
BIOLOGICAL AND BIOMEDICAL SCIENCES	142	\$58,003	\$45,000	\$56,857	\$69,386
Biology	53	\$58,618	\$45,000	\$58,888	\$69,386
Biochemistry, Biophysics and Molecular Biology	15	\$57,533	\$40,000	\$56,500	\$82,250
Microbiological Sciences	5	\$63,810	\$65,350	\$65,350	\$65,350
Zoology/Animal Biology	18	\$45,925	\$47,444	\$47,444	\$48,250
Biomathematics, Bioinformatics, and Computational Biology	18	\$74,694	\$56,857	\$75,500	\$89,750
Ecology, Evolution, Systematics, and Population Biology	15	\$50,766	\$41,837	\$41,900	\$63,000
Neurobiology and Neurosciences	7	\$54,670	\$43,692	\$59,200	\$59,200
MATHEMATICS AND STATISTICS	89	\$76,582	\$57,100	\$75,530	\$86,500
Mathematics	61	\$69,551	\$54,857	\$75,530	\$75,530
Statistics	24	\$93,779	\$70,867	\$97,500	\$111,333
MULTI/INTERDISCIPLINARY STUDIES	39	\$79,493	\$45,920	\$63,000	\$127,625
Cognitive Science	5	\$48,800	\$45,250	\$45,250	\$45,250
Computational Science	6	\$127,625	\$127,625	\$127,625	\$127,625
PARKS, RECREATION, LEISURE AND FITNESS STUDIES	23	\$58,124	\$53,467	\$57,000	\$63,500
Health and Physical Education/Fitness	20	\$57,660	\$53,467	\$55,234	\$58,768
PHYSICAL SCIENCES	268	\$74,044	\$65,052	\$74,768	\$81,614
Atmospheric Sciences and Meteorology	8	\$66,535	\$62,800	\$70,860	\$70,860
Chemistry	120	\$74,243	\$65,052	\$74,768	\$77,313
Geological and Earth Sciences	25	\$72,463	\$60,286	\$66,800	\$78,333
Physics	53	\$71,319	\$60,140	\$75,956	\$75,956
Materials Science	60	\$78,286	\$77,530	\$81,614	\$82,823
PSYCHOLOGY	188	\$59,996	\$48,238	\$54,360	\$68,875
Psychology	76	\$59,657	\$50,774	\$54,360	\$65,290
Clinical, Counseling and Applied Psychology	95	\$62,270	\$48,238	\$55,000	\$77,000

DOCTORAL DEGREES/STARTING SALARY BY ACADEMIC MAJOR

ACADEMIC MAJOR	# OF SALARIES	MEAN	25TH PERCENTILE	MEDIAN	75TH PERCENTILE
PUBLIC ADMINISTRATION AND SOCIAL SERVICE PROFESSIONS	20	\$91,035	\$60,526	\$65,860	\$140,823
Public Policy Analysis	14	\$91,361	\$61,719	\$65,860	\$142,865
Social Work	6	\$90,274	\$59,333	\$70,667	\$140,823
SOCIAL SCIENCES	115	\$74,456	\$54,000	\$64,125	\$83,000
Anthropology	14	\$52,339	\$49,027	\$49,027	\$55,000
Criminology	6	\$66,771	\$64,125	\$68,834	\$72,667
Demography and Population Studies	6	\$74,500	\$74,500	\$74,500	\$74,500
Economics	35	\$98,148	\$60,100	\$105,400	\$130,185
Political Science and Government	26	\$65,337	\$52,000	\$54,563	\$68,000
Sociology	16	\$57,043	\$54,000	\$58,250	\$59,000
Urban Studies/Affairs	5	\$87,400	\$83,000	\$83,000	\$83,000
TRANSPORTATION AND MATERIALS MOVING	13	\$95,693	\$86,203	\$102,142	\$102,142
Air Transportation	13	\$95,693	\$86,203	\$102,142	\$102,142
VISUAL AND PERFORMING ARTS	26	\$56,877	\$50,000	\$57,750	\$65,000
Fine and Studio Arts	10	\$55,280	\$57,250	\$57,750	\$57,750
Music	11	\$56,636	\$46,667	\$51,500	\$65,000
HEALTH PROFESSIONS AND RELATED PROGRAMS	1,352	\$79,224	\$61,625	\$81,714	\$89,780
Medicine	196	\$57,692	\$57,224	\$57,224	\$60,361
Optometry	10	\$63,387	\$63,387	\$63,387	\$63,387
Pharmacy, Pharmaceutical Sciences and Administration	583	\$88,784	\$85,211	\$85,211	\$89,780
Public Health	16	\$71,008	\$61,750	\$74,000	\$75,600
Rehabilitation and Therapeutic Professions	130	\$66,325	\$64,076	\$65,038	\$66,438
Veterinary Medicine	139	\$60,527	\$60,950	\$60,950	\$61,625
Registered Nursing	156	\$97,531	\$82,134	\$98,236	\$123,174
BUSINESS, MANAGEMENT, MARKETING, AND RELATED SUPPORT SERVICES	106	\$116,798	\$84,000	\$100,400	\$137,500
Business Administration/Management	67	\$106,032	\$81,792	\$95,000	\$107,455
Management Sciences and Quantitative Methods (Actuarial)	10	\$168,200	\$137,500	\$196,167	\$196,167
Construction Management	7	\$73,943	\$74,767	\$74,767	\$74,767
HISTORY	21	\$60,686	\$53,000	\$57,500	\$68,733

STARTING SALARY BY REGION AND MAJOR/BACHELOR'S DEGREES



AVERAGE SALARIES BY REGION/BACHELOR'S DEGREES

REGION	# OF SALARIES	MEAN	25TH PERCENTILE	MEDIAN	75TH PERCENTILE
NEW ENGLAND	5,213	\$55,210	\$49,665	\$54,544	\$59,750
MID-ATLANTIC	14,518	\$54,549	\$47,862	\$53,659	\$61,310
SOUTHEAST	16,627	\$51,308	\$46,061	\$51,551	\$55,714
GREAT LAKES	6,120	\$46,870	\$42,738	\$46,195	\$51,086
PLAINS	15,166	\$44,734	\$39,585	\$44,527	\$49,809
SOUTHWEST	6,219	\$51,783	\$45,451	\$51,383	\$57,257
FAR WEST/ROCKY MOUNTAIN	8,906	\$49,977	\$42,989	\$48,440	\$56,035

BACHELOR'S DEGREES/STARTING SALARY BY REGION AND MAJOR

REGION/ACADEMIC MAJOR	# OF SALARIES	MEAN	25TH PERCENTILE	MEDIAN	75TH PERCENTILE
NEW ENGLAND REGION					
NATURAL RESOURCES	17	\$39,313	\$35,094	\$35,094	\$49,675
Natural Resources Conservation and Research	17	\$39,313	\$35,094	\$35,094	\$49,675
ARCHITECTURE AND RELATED SERVICES	12	\$47,683	\$41,250	\$50,900	\$50,900
Architecture	8	\$50,900	\$50,900	\$50,900	\$50,900
AREA, ETHNIC, CULTURAL, GENDER AND GROUP STUDIES	16	\$44,012	\$37,000	\$40,198	\$46,500
Area Studies	11	\$46,027	\$37,000	\$42,000	\$48,000
Ethnic, Cultural Minority, Gender, and Group Studies	5	\$39,579	\$37,000	\$38,396	\$45,000
COMMUNICATION, JOURNALISM, AND RELATED PROGRAMS	156	\$43,811	\$40,114	\$47,000	\$47,336
Communication and Media Studies	118	\$44,165	\$40,585	\$47,336	\$48,417
Journalism	9	\$43,122	\$43,122	\$43,122	\$43,122
Public Relations, Advertising and Applied Communication	26	\$42,500	\$39,643	\$41,000	\$47,000
COMPUTER AND INFORMATION SCIENCES AND SUPPORT SERVICES	192	\$72,761	\$64,910	\$69,545	\$85,456
Computer and Information Sciences	23	\$61,408	\$65,150	\$65,150	\$65,150
Computer Science	139	\$77,645	\$66,600	\$83,974	\$85,456
Computer Software and Media Applications	15	\$52,167	\$52,167	\$52,167	\$52,167
Computer/Information Technology Administration and Management	12	\$65,208	\$65,208	\$65,208	\$65,208
EDUCATION	96	\$36,301	\$30,423	\$39,613	\$40,169
Teacher Education, Specific Levels and Methods	38	\$35,247	\$28,819	\$32,026	\$41,891
Teacher Education, Specific Subject Areas	6	\$40,250	\$33,000	\$43,667	\$43,667
ENGINEERING	779	\$70,521	\$62,144	\$65,150	\$74,054
Aerospace, Aeronautical and Astronautical Engineering	10	\$58,986	\$58,986	\$58,986	\$58,986
Architectural Engineering	7	\$57,500	\$57,500	\$57,500	\$57,500
Biomedical/Medical Engineering	66	\$58,852	\$57,933	\$57,933	\$60,691
Chemical Engineering	135	\$71,326	\$64,907	\$72,000	\$79,687
Civil Engineering	78	\$59,500	\$58,289	\$58,406	\$58,406
Computer Engineering	27	\$83,278	\$83,278	\$83,278	\$83,278
Electrical, Electronics and Communications Engineering	156	\$87,487	\$71,278	\$88,559	\$105,840
Environmental/Environmental Health Engineering	7	\$61,188	\$61,188	\$61,188	\$61,188
Mechanical Engineering	246	\$66,543	\$62,144	\$65,150	\$67,176
Industrial Engineering	29	\$66,100	\$65,799	\$65,799	\$65,799
Biological/Biosystems Engineering	11	\$60,264	\$60,264	\$60,264	\$60,264
FOREIGN LANGUAGES, LITERATURES, AND LINGUISTICS	25	\$43,641	\$37,500	\$40,000	\$55,500
Linguistic, Comparative, and Related Language Studies	6	\$40,513	\$37,850	\$41,192	\$44,533
Romance Languages	18	\$44,833	\$37,500	\$39,250	\$55,500

BACHELOR'S DEGREES/STARTING SALARY BY REGION AND MAJOR

REGION/ACADEMIC MAJOR	# OF SALARIES	MEAN	25TH PERCENTILE	MEDIAN	75TH PERCENTILE
NEW ENGLAND REGION					
ENGLISH LANGUAGE AND LITERATURE/LETTERS	74	\$41,566	\$36,713	\$42,884	\$46,737
English Language and Literature/Letters	60	\$42,250	\$38,775	\$42,884	\$46,737
Rhetoric and Composition/Writing Studies	12	\$38,162	\$31,094	\$31,094	\$31,094
LIBERAL ARTS AND SCIENCES, GENERAL STUDIES AND HUMANITIES	275	\$47,054	\$47,204	\$47,204	\$47,204
Liberal Arts and Sciences, General Studies and Humanities	275	\$47,054	\$47,204	\$47,204	\$47,204
BIOLOGICAL AND BIOMEDICAL SCIENCES	221	\$41,530	\$37,376	\$40,743	\$43,500
Biology	124	\$40,789	\$37,376	\$40,743	\$41,880
Biochemistry, Biophysics and Molecular Biology	36	\$45,821	\$43,608	\$50,053	\$50,105
Biomathematics, Bioinformatics, and Computational Biology	5	\$50,400	\$45,667	\$45,667	\$53,000
Neurobiology and Neurosciences	52	\$40,314	\$40,752	\$40,752	\$40,752
MATHEMATICS AND STATISTICS	102	\$73,537	\$58,733	\$62,282	\$100,387
Mathematics	101	\$73,845	\$58,733	\$62,282	\$100,387
MULTI/INTERDISCIPLINARY STUDIES	46	\$48,119	\$46,000	\$51,887	\$51,887
International/Global Studies	26	\$51,276	\$51,887	\$51,887	\$51,887
Cognitive Science	6	\$46,000	\$46,000	\$46,000	\$46,000
PARKS, RECREATION, LEISURE, AND FITNESS STUDIES	41	\$33,997	\$31,000	\$33,247	\$38,333
Health and Physical Education/Fitness	37	\$33,456	\$31,000	\$33,169	\$34,333
PHILOSOPHY AND RELIGIOUS STUDIES	19	\$42,806	\$35,000	\$47,255	\$47,255
Philosophy	16	\$44,738	\$44,628	\$47,255	\$47,255
PHYSICAL SCIENCES	60	\$61,515	\$46,500	\$48,402	\$72,300
Chemistry	28	\$47,014	\$46,500	\$47,200	\$48,402
Geological and Earth Sciences	5	\$41,620	\$38,693	\$38,693	\$40,019
Physics	17	\$84,905	\$70,012	\$95,054	\$95,054
Materials Science	10	\$72,300	\$72,300	\$72,300	\$72,300
PSYCHOLOGY	180	\$40,079	\$39,139	\$39,731	\$42,964
Psychology	142	\$39,538	\$39,139	\$39,731	\$41,094
Clinical, Counseling and Applied Psychology	37	\$42,427	\$44,153	\$44,153	\$44,153
HOMELAND SECURITY, LAW ENFORCEMENT, FIREFIGHTING AND RELATED PROTECTIVE SERVICES	37	\$44,374	\$29,663	\$42,471	\$47,973
Criminal Justice and Corrections	37	\$44,374	\$29,663	\$42,471	\$47,973
SOCIAL SCIENCES	295	\$51,846	\$40,117	\$49,935	\$65,333
Criminology	11	\$35,876	\$35,876	\$35,876	\$35,876
Economics	111	\$64,111	\$59,366	\$66,941	\$69,019
International Relations and National Security Studies	35	\$43,369	\$39,783	\$44,533	\$44,533
Political Science and Government	100	\$46,246	\$40,117	\$49,935	\$49,935

STARTING SALARY BY REGION AND MAJOR/BACHELOR'S DEGREES

BACHELOR'S DEGREES/STARTING SALARY BY REGION AND MAJOR

REGION/ACADEMIC MAJOR	# OF SALARIES	MEAN	25TH PERCENTILE	MEDIAN	75TH PERCENTILE
NEW ENGLAND REGION					
Sociology	37	\$42,787	\$34,362	\$36,525	\$49,620
TRANSPORTATION AND MATERIALS MOVING	16	\$73,881	\$73,881	\$73,881	\$73,881
Air Transportation	16	\$73,881	\$73,881	\$73,881	\$73,881
VISUAL AND PERFORMING ARTS	134	\$43,710	\$37,500	\$41,307	\$46,788
Visual and Performing Arts	7	\$28,715	\$25,781	\$25,781	\$27,440
Design and Applied Arts	67	\$47,847	\$38,073	\$42,000	\$63,800
Film/Video and Photographic Arts	8	\$44,595	\$31,625	\$31,625	\$46,316
Fine and Studio Arts	33	\$41,559	\$41,307	\$41,307	\$41,307
Music	15	\$39,951	\$38,540	\$38,540	\$38,540
HEALTH PROFESSIONS AND RELATED PROGRAMS	403	\$53,232	\$50,933	\$56,279	\$60,993
Communication Disorders Sciences	5	\$53,358	\$49,197	\$49,197	\$49,197
Health and Medical Administrative Services	6	\$45,882	\$37,326	\$47,820	\$52,500
Allied Health Diagnostic, Intervention and Treatment Professions	12	\$40,252	\$35,370	\$35,370	\$39,000
Public Health	9	\$36,500	\$37,938	\$37,938	\$37,938
Rehabilitation and Therapeutic Professions	120	\$48,959	\$35,126	\$60,993	\$60,993
Registered Nursing	235	\$57,905	\$56,279	\$57,233	\$59,330
BUSINESS, MANAGEMENT, MARKETING, AND RELATED SUPPORT SERVICES	1,984	\$55,779	\$51,087	\$56,858	\$57,826
Business Administration/Management	556	\$55,514	\$56,993	\$56,993	\$57,826
Logistics, Materials, and Supply Chain Management	17	\$53,930	\$53,930	\$53,930	\$53,930
Accounting	239	\$57,491	\$56,858	\$57,000	\$60,270
Business/Managerial Economics	145	\$55,107	\$55,000	\$55,896	\$55,896
Entrepreneurial and Small Business Operations	5	\$65,000	\$65,000	\$65,000	\$65,000
Finance	429	\$61,329	\$55,675	\$55,843	\$68,883
Hospitality Administration/Management	37	\$45,676	\$47,500	\$50,000	\$50,000
International Business	64	\$50,536	\$51,087	\$51,087	\$51,654
Management Information Systems	75	\$64,296	\$60,833	\$65,605	\$65,605
Management Sciences and Quantitative Methods (Actuarial)	166	\$54,610	\$47,583	\$49,088	\$60,308
Marketing	267	\$47,174	\$42,842	\$46,941	\$54,400
HISTORY	33	\$43,479	\$41,600	\$46,305	\$46,305

BACHELOR'S DEGREES/STARTING SALARY BY REGION AND MAJOR

REGION/ACADEMIC MAJOR	# OF SALARIES	MEAN	25TH PERCENTILE	MEDIAN	75TH PERCENTILE
MID-ATLANTIC REGION					
AGRICULTURE	22	\$32,169	\$18,680	\$33,800	\$42,500
Animal Sciences	9	\$27,080	\$18,680	\$33,800	\$33,800
NATURAL RESOURCES	103	\$39,814	\$32,500	\$37,500	\$41,875
National Resources Conservation and Research	98	\$39,728	\$32,500	\$37,375	\$41,875
Natural Resources Management	5	\$41,500	\$31,000	\$46,000	\$51,250
ARCHITECTURE AND RELATED SERVICES	57	\$46,081	\$42,647	\$43,610	\$50,178
Architecture	48	\$46,304	\$42,647	\$43,610	\$50,178
City/Urban, Community and Regional Planning	7	\$48,571	\$42,500	\$42,500	\$55,000
AREA, ETHNIC, CULTURAL, GENDER AND GROUP STUDIES	68	\$43,751	\$35,205	\$42,250	\$50,000
Area Studies	42	\$43,713	\$39,800	\$45,500	\$49,625
Ethnic, Cultural Minority, Gender, and Group Studies	26	\$43,812	\$32,667	\$40,800	\$60,389
COMMUNICATION, JOURNALISM, AND RELATED PROGRAMS	700	\$39,915	\$37,500	\$38,690	\$43,308
Communication and Media Studies	386	\$40,921	\$38,222	\$39,667	\$43,308
Journalism	89	\$38,545	\$35,000	\$35,257	\$44,923
Radio, Television, and Digital Communication	6	\$36,980	\$28,960	\$28,960	\$50,000
Public Relations, Advertising and Applied Communication	219	\$38,779	\$37,500	\$37,500	\$40,250
COMPUTER AND INFORMATION SCIENCES AND SUPPORT SERVICES	687	\$78,663	\$62,500	\$74,125	\$100,737
Computer and Information Science	125	\$61,985	\$61,183	\$61,183	\$67,927
Information Science	6	\$60,167	\$38,500	\$64,500	\$65,000
Computer Science	489	\$85,025	\$69,813	\$85,318	\$100,737
Computer/Information Technology Administration and Management	67	\$65,000	\$62,500	\$62,500	\$72,817
EDUCATION	305	\$40,215	\$37,423	\$40,073	\$45,000
Special Education and Teaching	52	\$38,233	\$35,961	\$38,707	\$38,756
Teacher Education, Specific Levels and Methods	189	\$39,900	\$37,423	\$40,500	\$42,800
Teacher Education, Specific Subject Areas	55	\$44,788	\$41,250	\$44,071	\$48,093
ENGINEERING	1,565	\$66,458	\$59,914	\$65,167	\$68,528
Biomedical/Medical Engineering	62	\$57,187	\$56,778	\$58,608	\$60,531
Chemical Engineering	163	\$64,108	\$59,027	\$62,813	\$71,466
Civil Engineering	195	\$57,977	\$54,875	\$57,500	\$59,914
Computer Engineering	100	\$74,267	\$70,212	\$73,500	\$80,594
Electrical, Electronics and Communications Engineering	247	\$75,876	\$67,579	\$68,528	\$89,266
Engineering Physics	10	\$56,310	\$54,157	\$54,157	\$57,000
Environmental/Environmental Health Engineering	27	\$54,591	\$52,000	\$54,509	\$54,509
Mechanical Engineering	364	\$63,206	\$61,357	\$62,599	\$64,417
Industrial Engineering	38	\$63,908	\$61,875	\$66,000	\$66,813

BACHELOR'S DEGREES/STARTING SALARY BY REGION AND MAJOR

REGION/ACADEMIC MAJOR	# OF SALARIES	MEAN	25TH PERCENTILE	MEDIAN	75TH PERCENTILE
MID-ATLANTIC REGION					
Operations Research	64	\$82,805	\$82,805	\$82,805	\$82,805
Biological/Biosystems Engineering	10	\$63,500	\$63,500	\$63,500	\$63,500
ENGINEERING TECHNOLOGIES	169	\$57,024	\$56,160	\$57,800	\$58,056
Civil Engineering Technologies	35	\$49,817	\$50,018	\$50,018	\$50,018
Electrical Engineering Technologies	20	\$63,151	\$58,610	\$58,610	\$66,849
Mechanical Engineering Related Technologies	60	\$58,017	\$58,056	\$58,056	\$58,056
Computer Engineering Technologies	9	\$56,160	\$56,160	\$56,160	\$56,160
Engineering-Related Fields	32	\$59,768	\$56,576	\$56,576	\$56,576
FOREIGN LANGUAGES, LITERATURES, AND LINGUISTICS	105	\$43,061	\$35,000	\$42,000	\$49,250
Linguistic, Comparative, and Related Language Studies	37	\$45,475	\$35,500	\$41,375	\$49,711
Romance Languages	56	\$43,413	\$35,000	\$44,000	\$48,285
FAMILY AND CONSUMER SCIENCES/HUMAN SCIENCES	51	\$41,929	\$39,000	\$44,222	\$44,222
Family and Consumer Sciences/ Human Sciences	8	\$54,250	\$46,667	\$58,800	\$58,800
Human Development, Family Studies, and Related Services	20	\$35,294	\$33,064	\$39,000	\$39,000
Apparel and Textiles	21	\$43,024	\$44,222	\$44,222	\$44,222
LEGAL STUDIES	35	\$43,991	\$42,500	\$46,857	\$46,857
*No individual major data reported.	—	—	—	—	—
ENGLISH LANGUAGE AND LITERATURE/LETTERS	263	\$40,594	\$34,250	\$39,054	\$45,900
English Language and Literature/Letters	218	\$40,670	\$32,500	\$39,000	\$48,244
Rhetoric and Composition/Writing Studies	25	\$39,512	\$32,400	\$43,447	\$43,447
Literature	20	\$41,125	\$40,750	\$41,500	\$41,500
LIBERAL ARTS AND SCIENCES, GENERAL STUDIES AND HUMANITIES	688	\$56,600	\$57,198	\$57,198	\$57,198
Liberal Arts and Sciences, General Studies, and Humanities	60	\$50,342	\$39,160	\$49,000	\$63,667
BIOLOGICAL AND BIOMEDICAL SCIENCES	477	\$38,231	\$30,908	\$37,250	\$44,427
Biology	254	\$36,372	\$30,667	\$34,943	\$40,750
Biochemistry, Biophysics and Molecular Biology	86	\$40,310	\$32,182	\$43,464	\$44,427
Cell/Cellular Biology	7	\$58,680	\$28,587	\$81,250	\$81,250
Genetics	7	\$34,909	\$33,000	\$33,000	\$38,680
Biotechnology	7	\$39,507	\$38,003	\$40,635	\$40,635
Ecology, Evolution, Systematics, and Population Biology	30	\$46,011	\$42,909	\$42,909	\$42,909
Neurobiology and Neurosciences	84	\$36,835	\$30,162	\$35,000	\$45,203
MATHEMATICS AND STATISTICS	261	\$63,094	\$56,583	\$60,846	\$68,773
Mathematics	185	\$62,527	\$55,750	\$60,792	\$68,333
Applied Mathematics	37	\$62,657	\$53,000	\$59,000	\$73,267
Statistics	37	\$66,454	\$67,600	\$67,600	\$67,600

BACHELOR'S DEGREES/STARTING SALARY BY REGION AND MAJOR

REGION/ACADEMIC MAJOR	# OF SALARIES	MEAN	25TH PERCENTILE	MEDIAN	75TH PERCENTILE
MID-ATLANTIC REGION					
MULTI/INTERDISCIPLINARY STUDIES	287	\$49,488	\$41,352	\$41,720	\$51,977
Multi/Interdisciplinary Studies	54	\$53,176	\$41,846	\$41,846	\$70,027
Mathematics and Computer Science	6	\$125,833	\$140,000	\$140,000	\$140,000
Historic Preservation and Conservation	9	\$48,800	\$40,000	\$53,840	\$53,840
Science, Technology and Society	30	\$62,400	\$63,667	\$67,417	\$67,417
Natural Sciences	5	\$37,500	\$37,500	\$37,500	\$37,500
Nutrition Sciences	10	\$43,280	\$41,720	\$41,720	\$43,000
International/Global Studies	133	\$43,337	\$41,352	\$41,352	\$41,352
Classical and Ancient Studies	10	\$53,675	\$42,500	\$54,594	\$63,188
Cognitive Science	13	\$50,975	\$39,447	\$39,447	\$67,500
Cultural Studies	5	\$49,600	\$49,600	\$49,600	\$49,600
PARKS, RECREATION, LEISURE, AND FITNESS STUDIES	97	\$40,441	\$33,644	\$42,500	\$46,629
Parks, Recreation, and Leisure Studies	12	\$28,583	\$25,714	\$25,714	\$32,600
Parks, Recreation, and Leisure Facilities Management	21	\$42,500	\$42,500	\$42,500	\$42,500
Health and Physical Education/Fitness	64	\$41,989	\$33,644	\$45,667	\$52,500
PHILOSOPHY AND RELIGIOUS STUDIES	60	\$50,184	\$39,470	\$52,500	\$63,960
Philosophy	48	\$52,728	\$39,689	\$55,000	\$63,960
Religion/Religious Studies	12	\$40,008	\$32,360	\$46,000	\$50,000
PHYSICAL SCIENCES	158	\$51,954	\$40,000	\$53,000	\$60,000
Chemistry	74	\$45,241	\$38,000	\$45,000	\$51,240
Geological and Earth Sciences	20	\$47,784	\$41,000	\$53,023	\$53,023
Physics	36	\$55,416	\$41,000	\$58,388	\$62,500
Materials Science	24	\$69,904	\$60,900	\$73,518	\$73,518
PSYCHOLOGY	530	\$40,011	\$36,700	\$38,270	\$46,484
Psychology	456	\$40,231	\$36,700	\$39,100	\$46,484
Clinical Counseling and Applied Psychology	49	\$38,723	\$36,875	\$42,000	\$46,987
HOMELAND SECURITY, LAW ENFORCEMENT, FIREFIGHTING AND RELATED PROTECTIVE SERVICES	152	\$40,077	\$37,716	\$41,286	\$42,500
Criminal Justice and Corrections	152	\$40,077	\$37,716	\$41,286	\$42,500
PUBLIC ADMINISTRATION AND SOCIAL SERVICE PROFESSIONS	104	\$35,616	\$31,500	\$35,882	\$37,500
Public Policy Analysis	12	\$38,892	\$34,675	\$38,125	\$38,750
Social Work	65	\$35,018	\$30,420	\$35,560	\$37,500
SOCIAL SCIENCES	1,651	\$52,800	\$45,853	\$53,896	\$63,155
Social Sciences	17	\$61,196	\$29,032	\$74,598	\$74,598
Anthropology	56	\$35,329	\$29,700	\$33,791	\$38,400
Criminology	10	\$46,486	\$38,000	\$47,086	\$54,172

STARTING SALARY BY REGION AND MAJOR/BACHELOR'S DEGREES

BACHELOR'S DEGREES/STARTING SALARY BY REGION AND MAJOR

REGION/ACADEMIC MAJOR	# OF SALARIES	MEAN	25TH PERCENTILE	MEDIAN	75TH PERCENTILE
MID-ATLANTIC REGION					
Economics	703	\$60,244	\$55,500	\$57,890	\$67,500
Geography	17	\$43,941	\$37,333	\$37,500	\$47,500
International Relations and National Security Studies	312	\$52,803	\$46,470	\$46,470	\$63,155
Political Science and Government	419	\$46,219	\$40,077	\$45,853	\$51,046
Sociology	89	\$36,797	\$32,500	\$36,625	\$42,910
Urban Studies/Affairs	7	\$43,929	\$42,500	\$45,000	\$45,000
VISUAL AND PERFORMING ARTS	516	\$42,417	\$35,000	\$38,333	\$46,154
Visual and Performing Arts	30	\$42,293	\$42,500	\$42,500	\$42,500
Dance	11	\$35,060	\$32,053	\$35,000	\$39,833
Design and Applied Arts	149	\$52,767	\$41,933	\$47,222	\$65,317
Drama/Theatre Arts	62	\$35,128	\$27,001	\$33,833	\$46,154
Film/Video and Photographic Arts	66	\$42,969	\$37,000	\$38,500	\$47,944
Fine and Studio Arts	77	\$37,627	\$32,180	\$36,023	\$39,500
Music	32	\$37,277	\$30,000	\$35,167	\$40,625
Arts, Entertainment, and Media Management	88	\$36,777	\$37,500	\$37,500	\$37,500
HEALTH PROFESSIONS AND RELATED PROGRAMS	876	\$55,849	\$49,356	\$57,005	\$61,385
Communication Disorders Sciences	13	\$33,040	\$32,500	\$32,500	\$35,000
Health and Medical Administrative Services	27	\$60,111	\$52,143	\$64,500	\$67,100
Allied Health Diagnostic, Intervention and Treatment Professions	19	\$58,707	\$49,714	\$66,250	\$66,250
Clinical/Medical Laboratory Sciences	18	\$54,195	\$53,664	\$53,664	\$53,664
Public Health	119	\$40,595	\$34,885	\$41,227	\$46,535
Rehabilitation and Therapeutic Professions	14	\$34,074	\$27,040	\$37,500	\$37,500
Medical Illustration and Informatics	11	\$49,455	\$47,500	\$47,500	\$47,500
Dietetics and Clinical Nutrition Services	5	\$37,053	\$32,000	\$32,000	\$44,633
Registered Nursing	610	\$60,663	\$55,721	\$57,500	\$61,700
BUSINESS, MANAGEMENT, MARKETING, AND RELATED SUPPORT SERVICES	4,374	\$58,404	\$50,837	\$57,500	\$66,242
Business Administration/Management	819	\$52,739	\$45,222	\$53,344	\$56,903
Logistics, Materials, and Supply Chain Management	85	\$58,898	\$56,310	\$61,860	\$61,860
Accounting	655	\$57,376	\$56,100	\$57,500	\$58,968
Business/Managerial Economics	101	\$53,635	\$42,769	\$43,890	\$62,000
Entrepreneurial and Small Business Operations	27	\$42,537	\$37,667	\$42,500	\$42,500
Finance	838	\$62,809	\$58,000	\$64,603	\$65,115
Hospitality Administration/Management	118	\$42,740	\$39,640	\$42,500	\$45,667
Human Resources Management	195	\$49,615	\$47,500	\$50,837	\$50,837
International Business	86	\$55,900	\$52,500	\$55,454	\$57,400

STARTING SALARY BY REGION AND MAJOR/BACHELOR'S DEGREES

BACHELOR'S DEGREES/STARTING SALARY BY REGION AND MAJOR

REGION/ACADEMIC MAJOR	# OF SALARIES	MEAN	25TH PERCENTILE	MEDIAN	75TH PERCENTILE
MID-ATLANTIC REGION					
Management Information Systems	181	\$67,548	\$61,321	\$62,500	\$78,115
Management Sciences and Quantitative Methods (Actuarial)	207	\$55,771	\$42,080	\$58,593	\$69,571
Marketing	385	\$48,708	\$42,500	\$50,134	\$51,445
Insurance	73	\$52,500	\$52,500	\$52,500	\$52,500
Specialized Sales and Merchandising	17	\$42,706	\$42,706	\$42,706	\$42,706
Construction Management	20	\$50,400	\$47,950	\$50,225	\$52,500
HISTORY	157	\$46,714	\$36,640	\$47,017	\$59,216

BACHELOR'S DEGREES/STARTING SALARY BY REGION AND MAJOR

REGION/ACADEMIC MAJOR	# OF SALARIES	MEAN	25TH PERCENTILE	MEDIAN	75TH PERCENTILE
SOUTHEAST REGION					
AGRICULTURE	485	\$41,902	\$39,128	\$40,392	\$46,050
Agricultural Business and Management	169	\$47,430	\$44,723	\$46,988	\$51,414
Agricultural Public Services	20	\$35,175	\$32,064	\$38,127	\$38,326
Animal Sciences	97	\$36,565	\$35,042	\$39,128	\$39,128
Food Science and Technology	53	\$42,086	\$40,863	\$40,863	\$47,159
Plant Science	38	\$40,833	\$35,627	\$42,456	\$46,050
NATURAL RESOURCES	90	\$37,005	\$33,573	\$34,893	\$43,000
National Resources Conservation and Research	50	\$38,174	\$34,526	\$37,000	\$43,000
Natural Resources Management	6	\$45,500	\$45,500	\$45,500	\$45,500
Forestry	25	\$37,363	\$34,000	\$34,000	\$42,880
Wildlife and Wildlands Science and Management	9	\$23,851	\$22,414	\$25,000	\$25,000
ARCHITECTURE AND RELATED SERVICES	92	\$41,139	\$37,571	\$37,571	\$47,000
Architecture	74	\$41,220	\$37,571	\$37,571	\$47,000
Landscape Architecture	17	\$41,441	\$31,000	\$45,188	\$45,188
AREA, ETHNIC, CULTURAL, GENDER AND GROUP STUDIES	22	\$35,695	\$26,000	\$34,750	\$43,600
Area Studies	16	\$38,206	\$33,000	\$38,500	\$45,613
Ethnic, Cultural Minority, Gender, and Group Studies	5	\$28,800	\$24,500	\$26,000	\$34,500
COMMUNICATION, JOURNALISM, AND RELATED PROGRAMS	797	\$39,056	\$36,772	\$38,809	\$40,750
Communication and Media Studies	303	\$39,777	\$35,000	\$39,362	\$40,750
Journalism	130	\$39,217	\$34,575	\$40,801	\$43,724
Radio, Television, and Digital Communication	37	\$37,547	\$32,214	\$32,214	\$32,380
Public Relations, Advertising and Applied Communication	327	\$38,495	\$37,653	\$37,865	\$39,924

BACHELOR'S DEGREES/STARTING SALARY BY REGION AND MAJOR

REGION/ACADEMIC MAJOR	# OF SALARIES	MEAN	25TH PERCENTILE	MEDIAN	75TH PERCENTILE
SOUTHEAST REGION					
COMPUTER AND INFORMATION SCIENCES AND SUPPORT SERVICES	759	\$73,502	\$59,467	\$78,000	\$85,947
Computer and Information Science	176	\$59,872	\$54,667	\$61,840	\$61,840
Computer Programming	10	\$51,588	\$49,286	\$49,286	\$56,959
Information Science	11	\$53,789	\$53,789	\$53,789	\$53,789
Computer Science	501	\$81,666	\$78,000	\$84,753	\$95,401
Computer Software and Media Applications	18	\$45,211	\$41,650	\$42,300	\$42,300
Computer Systems Networking and Telecommunications	16	\$56,875	\$56,875	\$56,875	\$56,875
Computer/Information Technology Administration and Management	27	\$55,744	\$54,444	\$54,444	\$54,444
EDUCATION	765	\$36,803	\$34,049	\$35,626	\$38,075
Curriculum and Instruction	17	\$35,635	\$35,973	\$35,973	\$35,973
Special Education and Teaching	74	\$37,323	\$36,000	\$36,824	\$38,075
Teacher Education, Specific Levels and Methods	323	\$36,594	\$34,049	\$35,616	\$37,181
Teacher Education, Specific Subject Areas	199	\$38,353	\$34,167	\$38,885	\$40,227
ENGINEERING	3,633	\$64,282	\$61,000	\$64,528	\$65,682
Aerospace Engineering	158	\$61,418	\$60,168	\$61,000	\$61,887
Agricultural Engineering	69	\$56,450	\$55,761	\$55,761	\$55,761
Architectural Engineering	27	\$58,540	\$56,218	\$56,218	\$56,218
Biomedical/Medical Engineering	123	\$60,159	\$58,536	\$59,972	\$62,334
Chemical Engineering	345	\$66,840	\$64,656	\$68,956	\$69,000
Civil Engineering	361	\$57,565	\$57,000	\$57,758	\$59,102
Computer Engineering	330	\$75,872	\$69,431	\$78,311	\$84,684
Electrical, Electronics and Communications Engineering	412	\$65,980	\$64,812	\$66,979	\$67,607
Engineering Physics	17	\$68,901	\$65,500	\$70,750	\$70,750
Engineering Science	10	\$61,000	\$61,000	\$61,000	\$61,000
Environmental/Environmental Health Engineering	40	\$57,199	\$51,629	\$56,493	\$59,050
Materials Engineering	34	\$60,753	\$61,170	\$61,170	\$61,170
Mechanical Engineering	805	\$63,805	\$62,542	\$65,157	\$65,346
Mining and Mineral Engineering	21	\$65,000	\$65,000	\$65,000	\$65,000
Nuclear Engineering	5	\$63,200	\$63,200	\$63,200	\$63,200
Ocean Engineering	10	\$65,500	\$65,500	\$65,500	\$65,500
Systems Engineering	15	\$55,300	\$53,750	\$55,864	\$55,864
Polymer/Plastics Engineering	6	\$56,160	\$56,160	\$56,160	\$56,160
Construction Engineering	32	\$63,922	\$60,500	\$65,722	\$66,182
Industrial Engineering	350	\$64,523	\$62,901	\$65,000	\$65,208
Manufacturing Engineering	35	\$59,841	\$59,672	\$59,672	\$59,672

BACHELOR'S DEGREES/STARTING SALARY BY REGION AND MAJOR

REGION/ACADEMIC MAJOR	# OF SALARIES	MEAN	25TH PERCENTILE	MEDIAN	75TH PERCENTILE
SOUTHEAST REGION					
Biological/Biosystems Engineering	36	\$58,638	\$58,819	\$58,819	\$63,000
ENGINEERING TECHNOLOGIES	538	\$59,934	\$55,257	\$60,162	\$65,450
Electrical Engineering Technologies	77	\$61,100	\$60,665	\$60,665	\$60,665
Industrial Production Technologies	76	\$60,756	\$55,415	\$60,734	\$65,283
Mechanical Engineering Related Technologies	244	\$62,622	\$59,932	\$65,450	\$65,450
Computer Engineering Technologies	45	\$49,321	\$49,189	\$49,189	\$49,189
Drafting/Design Engineering Technologies	17	\$60,162	\$60,162	\$60,162	\$60,162
Engineering-Related Fields	39	\$57,024	\$59,054	\$59,054	\$59,054
FOREIGN LANGUAGES, LITERATURES, AND LINGUISTICS	59	\$36,975	\$30,900	\$35,500	\$42,000
Germanic Languages	5	\$36,320	\$24,300	\$41,500	\$41,500
Romance Languages	43	\$37,095	\$30,900	\$36,400	\$40,500
FAMILY AND CONSUMER SCIENCES/HUMAN SCIENCES	110	\$30,737	\$27,520	\$29,833	\$34,389
Foods, Nutrition, and Related Services	26	\$26,731	\$24,000	\$24,000	\$25,000
Human Development, Family Studies, and Related Services	72	\$30,619	\$28,114	\$29,833	\$29,833
Apparel and Textiles	9	\$34,389	\$34,389	\$34,389	\$34,389
LEGAL STUDIES	24	\$38,188	\$35,000	\$40,286	\$40,286
Legal Support Services	10	\$35,250	\$31,500	\$35,000	\$35,000
ENGLISH LANGUAGE AND LITERATURE/LETTERS	118	\$34,903	\$31,000	\$35,400	\$38,423
English Language and Literature/Letters	101	\$35,601	\$32,480	\$36,585	\$38,423
Rhetoric and Composition/Writing Studies	13	\$30,679	\$25,000	\$28,750	\$32,000
LIBERAL ARTS AND SCIENCES, GENERAL STUDIES AND HUMANITIES	510	\$40,366	\$40,078	\$40,078	\$42,336
Liberal Arts and Sciences, General Studies, and Humanities	98	\$38,098	\$34,176	\$43,672	\$45,410
BIOLOGICAL AND BIOMEDICAL SCIENCES	347	\$36,729	\$31,000	\$36,063	\$40,814
Biology	239	\$35,745	\$28,092	\$34,264	\$40,814
Biochemistry, Biophysics and Molecular Biology	32	\$37,964	\$27,500	\$36,147	\$42,750
Cell/Cellular Biology	52	\$36,063	\$36,063	\$36,063	\$36,063
Microbiological Sciences	5	\$43,626	\$27,706	\$41,360	\$41,360
MATHEMATICS AND STATISTICS	180	\$56,095	\$50,000	\$55,000	\$62,000
Mathematics	116	\$53,054	\$50,000	\$52,001	\$55,800
Applied Mathematics	27	\$58,719	\$57,159	\$57,159	\$69,100
Statistics	37	\$63,713	\$62,000	\$67,895	\$67,895
MULTI/INTERDISCIPLINARY STUDIES	244	\$56,900	\$43,057	\$63,133	\$70,579
Multi/Interdisciplinary Studies	150	\$63,005	\$57,477	\$70,579	\$70,579
Mathematics and Computer Science	14	\$90,161	\$92,250	\$92,250	\$92,250
Behavioral Sciences	10	\$38,880	\$25,765	\$38,700	\$38,700

BACHELOR'S DEGREES/STARTING SALARY BY REGION AND MAJOR

REGION/ACADEMIC MAJOR	# OF SALARIES	MEAN	25TH PERCENTILE	MEDIAN	75TH PERCENTILE
SOUTHEAST REGION					
International/Global Studies	47	\$39,939	\$38,091	\$40,500	\$43,057
Cognitive Science	5	\$45,880	\$45,880	\$45,880	\$45,880
Sustainability Studies	6	\$47,583	\$48,500	\$48,500	\$48,500
PARKS, RECREATION, LEISURE, AND FITNESS STUDIES	184	\$33,826	\$29,824	\$34,073	\$37,800
Parks, Recreation, and Leisure Studies	32	\$38,284	\$34,565	\$37,800	\$37,800
Parks, Recreation, and Leisure Facilities Management	9	\$26,512	\$26,230	\$26,230	\$26,230
Health and Physical Education/Fitness	143	\$33,288	\$29,824	\$32,711	\$37,975
PHILOSOPHY AND RELIGIOUS STUDIES	29	\$36,214	\$25,800	\$30,667	\$37,000
Philosophy	20	\$39,160	\$25,400	\$33,500	\$47,500
Religion/Religious Studies	9	\$29,667	\$30,000	\$30,000	\$30,667
THEOLOGY AND RELIGIOUS VOCATIONS	12	\$25,891	\$25,000	\$25,344	\$27,000
Bible/Biblical Studies	6	\$25,115	\$25,000	\$25,000	\$25,000
Theological and Ministerial Studies	5	\$26,600	\$27,000	\$27,000	\$27,000
PHYSICAL SCIENCES	177	\$49,510	\$40,000	\$46,045	\$60,722
Atmospheric Sciences and Meteorology	8	\$35,383	\$34,422	\$36,344	\$36,344
Chemistry	73	\$41,807	\$38,250	\$43,600	\$43,600
Geological and Earth Sciences	13	\$44,162	\$33,500	\$51,000	\$51,000
Physics	21	\$47,944	\$31,278	\$40,733	\$65,000
Materials Science	62	\$62,054	\$60,722	\$61,992	\$65,311
PSYCHOLOGY	355	\$36,332	\$32,862	\$35,464	\$41,667
Psychology	354	\$36,316	\$32,862	\$35,244	\$41,000
HOMELAND SECURITY, LAW ENFORCEMENT, FIREFIGHTING AND RELATED PROTECTIVE SERVICES	72	\$37,414	\$32,000	\$38,233	\$40,960
Criminal Justice and Corrections	64	\$36,080	\$32,000	\$37,800	\$39,718
Fire Protection	6	\$41,610	\$41,610	\$41,610	\$41,610
PUBLIC ADMINISTRATION AND SOCIAL SERVICE PROFESSIONS	118	\$35,465	\$31,112	\$33,521	\$38,744
Public Administration	7	\$39,586	\$36,020	\$36,020	\$36,020
Social Work	72	\$36,435	\$30,556	\$36,600	\$45,769
SOCIAL SCIENCES	718	\$46,918	\$36,507	\$43,950	\$54,750
Social Sciences	6	\$37,083	\$33,000	\$34,500	\$42,000
Anthropology	14	\$32,607	\$34,222	\$34,222	\$34,222
Criminology	21	\$40,251	\$35,917	\$42,598	\$42,598
Demography and Population Studies	14	\$37,357	\$37,357	\$37,357	\$37,357
Economics	334	\$55,696	\$47,500	\$52,564	\$69,155
Geography	17	\$40,672	\$37,900	\$42,000	\$45,380
Political Science and Government	202	\$42,922	\$35,851	\$41,206	\$43,950

BACHELOR'S DEGREES/STARTING SALARY BY REGION AND MAJOR

REGION/ACADEMIC MAJOR	# OF SALARIES	MEAN	25TH PERCENTILE	MEDIAN	75TH PERCENTILE
SOUTHEAST REGION					
Sociology	98	\$33,774	\$30,750	\$34,343	\$36,500
Sociology and Anthropology	6	\$29,107	\$29,107	\$29,107	\$29,107
TRANSPORTATION AND MATERIALS MOVING	42	\$44,642	\$43,717	\$45,980	\$46,029
Air Transportation	42	\$44,642	\$43,717	\$45,980	\$46,029
VISUAL AND PERFORMING ARTS	429	\$37,091	\$33,444	\$37,000	\$41,642
Design and Applied Arts	165	\$41,386	\$37,760	\$39,885	\$44,600
Drama/Theatre Arts	40	\$30,576	\$25,000	\$31,287	\$37,816
Film/Video and Photographic Arts	40	\$30,842	\$27,769	\$27,769	\$35,713
Fine and Studio Arts	117	\$36,982	\$34,280	\$34,779	\$45,000
Music	36	\$32,578	\$28,750	\$35,667	\$36,500
Arts, Entertainment, and Media Management	26	\$35,056	\$26,857	\$37,266	\$37,266
HEALTH PROFESSIONS AND RELATED PROGRAMS	1,130	\$50,156	\$43,862	\$51,474	\$53,667
Communication Disorders Sciences	26	\$39,275	\$31,860	\$34,039	\$45,500
Dental Support Services	6	\$48,400	\$46,850	\$46,850	\$51,500
Health and Medical Administrative Services	53	\$41,785	\$40,385	\$40,385	\$44,290
Allied Health and Medical Assisting Services	11	\$38,591	\$33,341	\$33,487	\$33,487
Allied Health Diagnostic, Intervention and Treatment Professions	33	\$55,881	\$35,500	\$40,875	\$90,325
Clinical/Medical Laboratory Sciences	33	\$50,562	\$47,993	\$53,444	\$53,444
Health/Medical Preparatory Programs	10	\$33,601	\$34,143	\$34,143	\$44,433
Medicine	17	\$42,719	\$42,719	\$42,719	\$42,719
Mental and Social Health Services	10	\$29,000	\$29,000	\$29,000	\$29,000
Pharmacy, Pharmaceutical Sciences and Administration	15	\$43,214	\$43,862	\$43,862	\$43,862
Public Health	78	\$39,478	\$31,168	\$43,625	\$43,625
Rehabilitation and Therapeutic Professions	22	\$37,235	\$35,160	\$35,344	\$35,344
Dietetics and Clinical Nutrition Services	16	\$44,498	\$42,325	\$46,598	\$49,546
Registered Nursing	737	\$53,724	\$51,474	\$51,799	\$54,500
BUSINESS, MANAGEMENT, MARKETING, AND RELATED SUPPORT SERVICES	4,499	\$50,799	\$44,891	\$51,523	\$56,313
Business Administration/Management	735	\$49,069	\$43,103	\$47,167	\$54,294
Logistics, Materials, and Supply Chain Management	59	\$53,980	\$49,999	\$51,600	\$59,044
Accounting	804	\$53,490	\$50,800	\$55,500	\$56,750
Business/Corporate Communications	39	\$40,705	\$39,975	\$39,975	\$41,911
Business/Managerial Economics	58	\$55,680	\$52,444	\$58,000	\$60,059
Entrepreneurial and Small Business Operations	25	\$46,605	\$45,133	\$49,929	\$49,929
Finance	689	\$53,842	\$50,412	\$52,547	\$59,000
Hospitality Administration/Management	159	\$39,395	\$37,268	\$39,675	\$39,675

STARTING SALARY BY REGION AND MAJOR/BACHELOR'S DEGREES

BACHELOR'S DEGREES/STARTING SALARY BY REGION AND MAJOR

REGION/ACADEMIC MAJOR	# OF SALARIES	MEAN	25TH PERCENTILE	MEDIAN	75TH PERCENTILE
SOUTHEAST REGION					
Human Resources Management	167	\$47,672	\$38,225	\$42,692	\$48,100
International Business	39	\$43,180	\$40,857	\$42,333	\$46,813
Management Information Systems	279	\$61,017	\$58,654	\$63,750	\$63,750
Management Sciences and Quantitative Methods (Actuarial)	397	\$51,583	\$46,000	\$53,770	\$56,726
Marketing	602	\$44,653	\$41,664	\$45,918	\$48,000
Real Estate	15	\$47,580	\$40,617	\$51,667	\$52,500
Insurance	12	\$48,508	\$48,250	\$52,183	\$52,183
General Sales and Merchandising	52	\$48,014	\$48,383	\$48,383	\$48,383
Specialized Sales and Merchandising	5	\$45,600	\$35,000	\$53,667	\$53,667
Construction Management	92	\$58,020	\$57,654	\$57,654	\$57,654
HISTORY	89	\$37,117	\$31,000	\$33,500	\$42,500

BACHELOR'S DEGREES/STARTING SALARY BY REGION AND MAJOR

REGION/ACADEMIC MAJOR	# OF SALARIES	MEAN	25TH PERCENTILE	MEDIAN	75TH PERCENTILE
GREAT LAKES REGION					
AGRICULTURE	139	\$43,056	\$41,827	\$44,913	\$45,370
Agricultural Business and Management	42	\$44,798	\$44,913	\$44,913	\$45,781
Agricultural Public Services	19	\$37,307	\$37,641	\$37,641	\$37,641
Animal Sciences	28	\$42,125	\$41,827	\$41,827	\$41,827
Plant Science	32	\$43,968	\$45,370	\$45,370	\$45,370
NATURAL RESOURCES	14	\$29,747	\$28,750	\$29,000	\$32,000
National Resources Conservation and Research	6	\$28,917	\$28,750	\$29,000	\$29,000
Fishing and Fisheries Sciences	6	\$32,000	\$32,000	\$32,000	\$32,000
ARCHITECTURE AND RELATED SERVICES	11	\$28,284	\$27,140	\$27,140	\$31,333
Architecture	11	\$28,284	\$27,140	\$27,140	\$31,333
AREA, ETHNIC, CULTURAL, GENDER AND GROUP STUDIES	11	\$36,952	\$32,000	\$39,492	\$40,000
Area Studies	5	\$39,695	\$39,492	\$39,492	\$39,492
Ethnic, Cultural Minority, Gender, and Group Studies	6	\$34,667	\$32,000	\$32,000	\$40,000
COMMUNICATION, JOURNALISM, AND RELATED PROGRAMS	248	\$35,656	\$33,917	\$35,496	\$37,823
Communication and Media Studies	131	\$37,308	\$36,286	\$37,823	\$38,675
Journalism	58	\$32,797	\$31,025	\$35,496	\$35,496
Public Relations, Advertising and Applied Communication	59	\$34,799	\$33,917	\$33,917	\$38,000

STARTING SALARY BY REGION AND MAJOR/BACHELOR'S DEGREES

BACHELOR'S DEGREES/STARTING SALARY BY REGION AND MAJOR

REGION/ACADEMIC MAJOR	# OF SALARIES	MEAN	25TH PERCENTILE	MEDIAN	75TH PERCENTILE
GREAT LAKES REGION					
COMPUTER AND INFORMATION SCIENCES AND SUPPORT SERVICES	266	\$64,328	\$56,631	\$64,826	\$70,594
Computer and Information Science	39	\$53,772	\$47,633	\$52,500	\$52,778
Information Science	15	\$56,631	\$56,631	\$56,631	\$56,631
Computer Science	207	\$67,233	\$64,826	\$70,594	\$70,594
EDUCATION	497	\$35,817	\$35,147	\$36,364	\$37,998
Special Education and Teaching	56	\$37,328	\$36,042	\$36,042	\$39,455
Teacher Education, Specific Levels and Methods	284	\$35,007	\$34,688	\$35,147	\$37,371
Teacher Education, Specific Subject Areas	148	\$37,385	\$36,364	\$37,813	\$39,265
ENGINEERING	956	\$62,096	\$59,780	\$63,138	\$64,574
Aerospace Engineering	31	\$59,647	\$57,111	\$57,111	\$63,157
Agricultural Engineering	10	\$57,400	\$57,400	\$57,400	\$57,400
Architectural Engineering	21	\$53,806	\$53,806	\$53,806	\$53,806
Biomedical/Medical Engineering	58	\$57,295	\$56,333	\$57,434	\$57,434
Chemical Engineering	62	\$65,088	\$64,207	\$64,207	\$64,207
Civil Engineering	73	\$52,783	\$51,558	\$52,566	\$54,127
Computer Engineering	64	\$67,610	\$66,339	\$66,339	\$71,103
Electrical, Electronics and Communications Engineering	172	\$65,815	\$64,574	\$64,574	\$67,312
Environmental/Environmental Health Engineering	23	\$63,107	\$53,965	\$68,113	\$68,113
Mechanical Engineering	281	\$62,994	\$61,723	\$63,138	\$63,770
Metallurgical Engineering	10	\$74,179	\$74,179	\$74,179	\$74,179
Mining and Mineral Engineering	13	\$64,496	\$64,496	\$64,496	\$64,496
Nuclear Engineering	8	\$61,958	\$61,958	\$61,958	\$61,958
Petroleum Engineering	8	\$63,000	\$63,000	\$63,000	\$63,000
Industrial Engineering	38	\$62,185	\$61,000	\$62,957	\$62,957
Geological/Geophysical Engineering	11	\$53,799	\$54,949	\$54,949	\$54,949
Mechatronics, Robotics and Automation Engineering	16	\$52,281	\$52,281	\$52,281	\$52,281
Biological/Biosystems Engineering	17	\$53,111	\$45,850	\$57,071	\$57,071
ENGINEERING TECHNOLOGIES	75	\$55,888	\$51,667	\$60,750	\$60,750
Architectural Engineering Technologies	9	\$52,778	\$52,778	\$52,778	\$52,778
Electrical Engineering Technologies	9	\$51,667	\$51,667	\$51,667	\$51,667
Drafting/Design Engineering Technologies	16	\$46,923	\$46,923	\$46,923	\$46,923
Engineering-Related Fields	30	\$60,750	\$60,750	\$60,750	\$60,750
FOREIGN LANGUAGES, LITERATURES, AND LINGUISTICS	41	\$33,361	\$29,525	\$30,832	\$33,724
Linguistic, Comparative, and Related Language Studies	16	\$37,934	\$27,500	\$40,195	\$46,667
Romance Languages	22	\$30,572	\$29,525	\$30,832	\$33,476

BACHELOR'S DEGREES/STARTING SALARY BY REGION AND MAJOR

REGION/ACADEMIC MAJOR	# OF SALARIES	MEAN	25TH PERCENTILE	MEDIAN	75TH PERCENTILE
GREAT LAKES REGION					
FAMILY AND CONSUMER SCIENCES/HUMAN SCIENCES	60	\$31,423	\$30,263	\$31,095	\$31,927
Human Development, Family Studies, and Related Services	55	\$31,080	\$30,263	\$30,263	\$31,927
ENGLISH LANGUAGE AND LITERATURE/LETTERS	63	\$36,731	\$31,531	\$35,847	\$41,000
English Language and Literature/Letters	56	\$34,965	\$31,531	\$35,847	\$37,000
Literature	6	\$51,000	\$51,000	\$51,000	\$51,000
LIBERAL ARTS AND SCIENCES, GENERAL STUDIES AND HUMANITIES	34	\$38,253	\$38,824	\$38,824	\$38,824
Liberal Arts and Sciences, General Studies, and Humanities	34	\$38,253	\$38,824	\$38,824	\$38,824
BIOLOGICAL AND BIOMEDICAL SCIENCES	168	\$33,281	\$29,399	\$31,818	\$34,846
Biology	118	\$34,613	\$31,818	\$32,188	\$40,897
Biochemistry, Biophysics and Molecular Biology	9	\$32,160	\$27,750	\$32,110	\$32,110
Physiology, Pathology and Related Sciences	37	\$29,399	\$29,399	\$29,399	\$29,399
MATHEMATICS AND STATISTICS	104	\$56,490	\$51,187	\$58,597	\$58,750
Mathematics	91	\$56,128	\$51,187	\$58,597	\$58,750
Statistics	11	\$60,960	\$58,312	\$63,167	\$63,167
MULTI/INTERDISCIPLINARY STUDIES	141	\$54,387	\$38,462	\$40,490	\$87,790
Multi/Interdisciplinary Studies	110	\$58,929	\$40,490	\$40,490	\$87,790
Nutrition Sciences	12	\$47,046	\$34,333	\$34,333	\$63,777
International/Global Studies	17	\$31,637	\$28,216	\$28,216	\$39,126
PARKS, RECREATION, LEISURE, AND FITNESS STUDIES	102	\$35,305	\$33,857	\$34,500	\$37,231
Parks, Recreation, and Leisure Studies	6	\$37,848	\$37,848	\$37,848	\$37,848
Health and Physical Education/Fitness	96	\$35,146	\$33,834	\$34,500	\$37,231
PHILOSOPHY AND RELIGIOUS STUDIES	40	\$39,599	\$35,000	\$38,889	\$45,153
Philosophy	29	\$42,534	\$38,611	\$45,153	\$45,153
Religion/Religious Studies	11	\$31,862	\$23,740	\$35,000	\$35,000
PHYSICAL SCIENCES	90	\$49,194	\$44,688	\$50,898	\$60,143
Astronomy and Astrophysics	6	\$36,785	\$34,574	\$34,574	\$34,574
Chemistry	45	\$44,772	\$37,500	\$45,167	\$50,898
Physics	17	\$56,919	\$48,000	\$53,300	\$65,000
Materials Science	17	\$60,143	\$60,143	\$60,143	\$60,143
PSYCHOLOGY	241	\$36,334	\$31,581	\$34,214	\$45,865
Psychology	239	\$36,374	\$31,581	\$34,214	\$45,865
HOMELAND SECURITY, LAW ENFORCEMENT, FIREFIGHTING AND RELATED PROTECTIVE SERVICES	152	\$42,180	\$37,674	\$40,654	\$50,217
Criminal Justice and Corrections	108	\$38,443	\$37,674	\$37,674	\$40,654
Homeland Security	44	\$51,354	\$50,217	\$50,217	\$57,000

BACHELOR'S DEGREES/STARTING SALARY BY REGION AND MAJOR

REGION/ACADEMIC MAJOR	# OF SALARIES	MEAN	25TH PERCENTILE	MEDIAN	75TH PERCENTILE
GREAT LAKES REGION					
PUBLIC ADMINISTRATION AND SOCIAL SERVICE PROFESSIONS	131	\$33,426	\$26,300	\$31,471	\$33,021
Public Administration	22	\$55,217	\$55,217	\$55,217	\$55,217
Social Work	57	\$31,516	\$31,471	\$31,471	\$33,021
SOCIAL SCIENCES	249	\$42,058	\$35,057	\$38,448	\$48,333
Social Sciences	42	\$36,518	\$35,000	\$38,448	\$38,448
Anthropology	22	\$45,039	\$48,333	\$48,333	\$48,333
Criminology	20	\$33,593	\$32,129	\$35,057	\$35,057
Economics	70	\$54,473	\$55,600	\$55,600	\$60,217
International Relations and National Security Studies	8	\$43,025	\$43,400	\$44,700	\$46,000
Political Science and Government	49	\$37,530	\$29,750	\$36,667	\$47,909
Sociology	34	\$34,804	\$31,000	\$36,005	\$37,833
TRANSPORTATION AND MATERIALS MOVING	12	\$36,250	\$30,000	\$30,000	\$45,000
Air Transportation	12	\$36,250	\$30,000	\$30,000	\$45,000
VISUAL AND PERFORMING ARTS	160	\$35,826	\$31,000	\$34,167	\$40,000
Design and Applied Arts	62	\$34,528	\$33,214	\$33,214	\$34,167
Drama/Theatre Arts	19	\$30,051	\$28,333	\$28,720	\$32,240
Film/Video and Photographic Arts	16	\$41,218	\$31,498	\$40,400	\$60,000
Fine and Studio Arts	45	\$35,906	\$31,000	\$36,040	\$37,333
Music	15	\$40,245	\$35,740	\$37,333	\$56,250
HEALTH PROFESSIONS AND RELATED PROGRAMS	459	\$47,569	\$44,694	\$47,193	\$52,752
Communication Disorders Sciences	15	\$33,048	\$20,000	\$31,907	\$43,333
Health and Medical Administrative Services	25	\$39,457	\$38,929	\$38,929	\$38,929
Allied Health Diagnostic, Intervention and Treatment Professions	8	\$39,585	\$15,080	\$36,360	\$59,110
Public Health	9	\$40,778	\$39,000	\$39,000	\$39,000
Dietetics and Clinical Nutrition Services	7	\$36,667	\$36,667	\$36,667	\$36,667
Registered Nursing	374	\$49,872	\$46,262	\$47,193	\$52,752
BUSINESS, MANAGEMENT, MARKETING, AND RELATED SUPPORT SERVICES	1,626	\$47,712	\$42,704	\$46,786	\$50,060
Business Administration/Management	248	\$44,003	\$41,383	\$43,193	\$43,714
Logistics, Materials, and Supply Chain Management	18	\$47,556	\$47,556	\$47,556	\$47,556
Accounting	223	\$48,596	\$44,821	\$46,000	\$55,305
Business/Managerial Economics	51	\$47,953	\$45,334	\$45,334	\$51,077
Entrepreneurial and Small Business Operations	23	\$48,587	\$52,500	\$52,500	\$52,500
Finance	273	\$47,164	\$48,357	\$48,357	\$48,869
Hospitality Administration/Management	30	\$30,616	\$31,238	\$31,238	\$31,238
Human Resources Management	31	\$37,043	\$34,793	\$34,793	\$34,793

STARTING SALARY BY REGION AND MAJOR/BACHELOR'S DEGREES

BACHELOR'S DEGREES/STARTING SALARY BY REGION AND MAJOR

REGION/ACADEMIC MAJOR	# OF SALARIES	MEAN	25TH PERCENTILE	MEDIAN	75TH PERCENTILE
GREAT LAKES REGION					
International Business	6	\$40,600	\$36,400	\$36,400	\$36,400
Management Information Systems	14	\$60,793	\$52,683	\$62,500	\$66,667
Management Sciences and Quantitative Methods (Actuarial)	295	\$48,037	\$43,257	\$46,786	\$54,353
Marketing	204	\$43,098	\$40,586	\$42,178	\$47,163
Specialized Sales and Merchandising	18	\$34,274	\$33,571	\$33,571	\$33,571
Construction Management	47	\$52,946	\$53,333	\$53,866	\$53,866
HISTORY	30	\$40,039	\$34,740	\$36,750	\$53,888

BACHELOR'S DEGREES/STARTING SALARY BY REGION AND MAJOR

REGION/ACADEMIC MAJOR	# OF SALARIES	MEAN	25TH PERCENTILE	MEDIAN	75TH PERCENTILE
PLAINS REGION					
AGRICULTURE	189	\$34,648	\$26,129	\$32,393	\$41,500
Agricultural Business and Management	63	\$43,035	\$39,500	\$46,722	\$46,722
Applied Horticulture	6	\$35,500	\$35,500	\$35,500	\$35,500
Agricultural Public Services	15	\$33,833	\$32,393	\$32,393	\$32,393
Animal Sciences	41	\$28,982	\$23,375	\$23,375	\$40,300
Food Science and Technology	22	\$28,004	\$26,129	\$26,129	\$26,129
Plant Science	22	\$29,819	\$26,667	\$28,000	\$32,571
NATURAL RESOURCES	112	\$31,382	\$26,685	\$32,668	\$35,800
National Resources Conservation and Research	85	\$30,674	\$26,685	\$30,750	\$34,000
Natural Resources Management	6	\$30,417	\$28,875	\$28,875	\$33,500
Forestry	16	\$35,750	\$35,588	\$35,800	\$35,800
Wildlife and Wildlands Science and Management	5	\$30,603	\$18,338	\$18,338	\$30,000
ARCHITECTURE AND RELATED SERVICES	49	\$39,201	\$38,550	\$40,224	\$45,000
Architecture	40	\$38,603	\$33,790	\$39,437	\$45,000
Landscape Architecture	9	\$41,856	\$38,550	\$41,333	\$41,333
AREA, ETHNIC, CULTURAL, GENDER AND GROUP STUDIES	41	\$39,280	\$30,240	\$34,150	\$43,000
Area Studies	24	\$36,870	\$30,240	\$37,604	\$42,625
Ethnic, Cultural Minority, Gender, and Group Studies	17	\$42,683	\$24,250	\$34,150	\$72,000
COMMUNICATION, JOURNALISM, AND RELATED PROGRAMS	702	\$34,999	\$31,664	\$35,418	\$37,804
Communication and Media Studies	382	\$35,455	\$32,000	\$35,583	\$37,790
Journalism	145	\$32,658	\$29,123	\$29,123	\$41,292
Public Relations, Advertising and Applied Communication	175	\$35,941	\$32,653	\$36,392	\$37,804

BACHELOR'S DEGREES/STARTING SALARY BY REGION AND MAJOR

REGION/ACADEMIC MAJOR	# OF SALARIES	MEAN	25TH PERCENTILE	MEDIAN	75TH PERCENTILE
PLAINS REGION					
COMMUNICATIONS TECHNOLOGIES	14	\$28,965	\$29,292	\$29,292	\$29,292
Audiovisual Communications Technologies	12	\$29,292	\$29,292	\$29,292	\$29,292
COMPUTER AND INFORMATION SCIENCES AND SUPPORT SERVICES	591	\$62,674	\$56,864	\$63,270	\$71,880
Computer and Information Science	268	\$57,426	\$52,619	\$60,852	\$66,367
Information Science	13	\$53,906	\$55,798	\$55,798	\$55,798
Computer Science	302	\$67,730	\$61,416	\$67,500	\$72,954
Computer/Information Technology Administration and Management	8	\$61,875	\$61,875	\$61,875	\$61,875
EDUCATION	356	\$35,145	\$27,568	\$34,527	\$39,079
Special Education and Teaching	24	\$41,870	\$41,094	\$41,094	\$41,094
Teacher Education, Specific Levels and Methods	167	\$33,420	\$25,287	\$34,000	\$36,507
Teacher Education, Specific Subject Areas	87	\$42,750	\$35,666	\$39,079	\$40,800
ENGINEERING	1,846	\$60,615	\$56,865	\$62,312	\$64,623
Aerospace Engineering	115	\$58,580	\$57,547	\$57,547	\$58,062
Architectural Engineering	5	\$55,400	\$52,333	\$52,333	\$60,000
Biomedical/Medical Engineering	27	\$44,190	\$22,058	\$49,145	\$60,000
Chemical Engineering	206	\$67,206	\$66,718	\$66,718	\$70,271
Civil Engineering	240	\$54,240	\$52,763	\$54,081	\$56,865
Computer Engineering	96	\$67,920	\$65,298	\$71,302	\$71,302
Electrical, Electronics and Communications Engineering	174	\$63,416	\$63,565	\$64,623	\$64,940
Environmental/Environmental Health Engineering	8	\$52,025	\$52,025	\$52,025	\$52,025
Materials Engineering	18	\$51,511	\$40,018	\$40,018	\$69,571
Mechanical Engineering	352	\$61,269	\$62,578	\$62,739	\$63,966
Nuclear Engineering	5	\$54,105	\$54,105	\$54,105	\$54,105
Systems Engineering	13	\$67,615	\$67,615	\$67,615	\$67,615
Construction Engineering	13	\$57,015	\$57,015	\$57,015	\$57,015
Industrial Engineering	204	\$61,062	\$61,951	\$62,312	\$62,312
Biological/Biosystems Engineering	20	\$51,010	\$46,647	\$48,364	\$51,000
ENGINEERING TECHNOLOGIES	12	\$41,143	\$28,387	\$28,387	\$36,666
Electrical Engineering Technologies	8	\$41,714	\$28,387	\$28,387	\$28,387
FOREIGN LANGUAGES, LITERATURES, AND LINGUISTICS	81	\$29,963	\$20,102	\$26,000	\$33,633
Linguistic, Comparative, and Related Language Studies	28	\$21,674	\$17,838	\$20,102	\$25,000
Germanic Languages	6	\$38,667	\$32,500	\$37,333	\$37,333
Romance Languages	39	\$31,840	\$25,853	\$30,926	\$37,500

BACHELOR'S DEGREES/STARTING SALARY BY REGION AND MAJOR

REGION/ACADEMIC MAJOR	# OF SALARIES	MEAN	25TH PERCENTILE	MEDIAN	75TH PERCENTILE
PLAINS REGION					
FAMILY AND CONSUMER SCIENCES/HUMAN SCIENCES	158	\$31,920	\$29,976	\$29,993	\$35,290
Family and Consumer Sciences/ Human Sciences	44	\$29,541	\$24,378	\$24,378	\$39,500
Family and Consumer Economics and Related Studies	6	\$35,290	\$35,290	\$35,290	\$35,290
Foods, Nutrition, and Related Services	27	\$35,159	\$33,788	\$35,538	\$35,538
Human Development, Family Studies, and Related Services	75	\$31,660	\$29,976	\$29,976	\$32,000
Apparel and Textiles	6	\$34,673	\$34,673	\$34,673	\$34,673
LEGAL STUDIES	23	\$41,850	\$38,846	\$43,457	\$43,457
*No individual major data reported.	—	—	—	—	—
ENGLISH LANGUAGE AND LITERATURE/LETTERS	297	\$31,938	\$29,229	\$31,871	\$32,728
English Language and Literature/Letters	185	\$31,662	\$26,769	\$30,941	\$33,570
Rhetoric and Composition/Writing Studies	112	\$32,394	\$30,970	\$31,871	\$31,871
LIBERAL ARTS AND SCIENCES, GENERAL STUDIES AND HUMANITIES	286	\$37,258	\$36,320	\$36,320	\$36,320
Liberal Arts and Sciences, General Studies, and Humanities	271	\$37,512	\$36,320	\$36,320	\$36,320
BIOLOGICAL AND BIOMEDICAL SCIENCES	408	\$28,787	\$21,307	\$26,971	\$37,428
Biology	299	\$27,719	\$21,307	\$26,971	\$32,912
Biochemistry, Biophysics and Molecular Biology	9	\$30,694	\$25,333	\$33,800	\$33,800
Microbiological Sciences	33	\$20,526	\$19,450	\$19,450	\$22,363
Physiology, Pathology and Related Sciences	5	\$35,000	\$30,000	\$30,000	\$42,500
Biomathematics, Bioinformatics, and Computational Biology	13	\$45,154	\$33,583	\$45,000	\$60,750
Ecology, Evolution, Systematics, and Population Biology	16	\$25,580	\$23,952	\$23,952	\$29,160
Neurobiology and Neurosciences	31	\$39,544	\$40,828	\$40,828	\$45,000
MATHEMATICS AND STATISTICS	136	\$52,286	\$44,020	\$55,031	\$63,333
Mathematics	112	\$53,686	\$46,740	\$55,031	\$63,333
Applied Mathematics	11	\$45,196	\$44,020	\$44,020	\$48,333
Statistics	13	\$46,221	\$43,840	\$43,840	\$46,800
MULTI/INTERDISCIPLINARY STUDIES	340	\$46,338	\$34,594	\$48,000	\$61,268
Multi/Interdisciplinary Studies	199	\$44,405	\$34,480	\$38,750	\$60,727
Peace Studies and Conflict Resolution	13	\$48,798	\$48,000	\$49,297	\$49,297
Nutrition Sciences	9	\$34,239	\$30,394	\$30,394	\$30,394
International/Global Studies	49	\$35,715	\$25,875	\$37,350	\$41,797
Computational Science	64	\$61,416	\$61,416	\$61,416	\$61,416
PARKS, RECREATION, LEISURE, AND FITNESS STUDIES	350	\$29,973	\$23,972	\$30,853	\$32,000
Parks, Recreation, and Leisure Studies	25	\$29,444	\$29,444	\$29,444	\$29,444
Parks, Recreation, and Leisure Facilities Management	21	\$33,188	\$32,987	\$37,503	\$37,503
Health and Physical Education/Fitness	304	\$29,795	\$23,586	\$30,853	\$31,563

STARTING SALARY BY REGION AND MAJOR/BACHELOR'S DEGREES

BACHELOR'S DEGREES/STARTING SALARY BY REGION AND MAJOR

REGION/ACADEMIC MAJOR	# OF SALARIES	MEAN	25TH PERCENTILE	MEDIAN	75TH PERCENTILE
PLAINS REGION					
PHILOSOPHY AND RELIGIOUS STUDIES	52	\$34,822	\$25,250	\$27,763	\$38,440
Philosophy	21	\$39,613	\$21,000	\$32,000	\$59,438
Religion/Religious Studies	31	\$31,576	\$27,526	\$27,526	\$38,440
PHYSICAL SCIENCES	136	\$41,018	\$26,617	\$38,160	\$44,994
Atmospheric Sciences and Meteorology	8	\$30,088	\$26,617	\$26,617	\$31,308
Chemistry	63	\$40,233	\$22,659	\$41,600	\$43,729
Geological and Earth Sciences	35	\$39,222	\$32,000	\$38,160	\$44,100
Physics	29	\$47,608	\$33,950	\$41,093	\$59,000
PSYCHOLOGY	522	\$31,089	\$24,326	\$28,615	\$34,575
Psychology	512	\$30,791	\$24,326	\$28,615	\$34,575
HOMELAND SECURITY, LAW ENFORCEMENT, FIREFIGHTING AND RELATED PROTECTIVE SERVICES	173	\$42,014	\$33,990	\$34,555	\$41,667
Criminal Justice and Corrections	159	\$40,327	\$33,990	\$34,555	\$41,000
Homeland Security	14	\$61,178	\$38,874	\$70,100	\$70,100
PUBLIC ADMINISTRATION AND SOCIAL SERVICE PROFESSIONS	154	\$36,009	\$27,025	\$32,538	\$44,656
Public Policy Analysis	42	\$51,114	\$44,656	\$48,889	\$63,136
Social Work	106	\$30,319	\$23,053	\$30,651	\$32,538
SOCIAL SCIENCES	1,265	\$39,347	\$32,865	\$37,964	\$47,841
Social Sciences	105	\$47,196	\$48,638	\$48,638	\$48,638
Anthropology	58	\$27,912	\$22,619	\$22,619	\$34,537
Criminology	181	\$39,285	\$37,506	\$37,506	\$39,440
Economics	323	\$47,392	\$40,331	\$47,841	\$55,168
Geography	29	\$46,199	\$42,400	\$44,598	\$51,548
International Relations and National Security Studies	124	\$35,299	\$32,865	\$32,865	\$32,865
Political Science and Government	271	\$35,365	\$30,774	\$33,916	\$42,192
Sociology	159	\$30,126	\$25,306	\$30,928	\$30,928
Urban Studies/Affairs	13	\$47,916	\$47,916	\$47,916	\$47,916
TRANSPORTATION AND MATERIALS MOVING	73	\$43,765	\$42,315	\$43,103	\$43,103
Air Transportation	73	\$43,765	\$42,315	\$43,103	\$43,103
VISUAL AND PERFORMING ARTS	467	\$32,791	\$29,833	\$30,958	\$38,770
Visual and Performing Arts	20	\$38,225	\$38,655	\$39,685	\$39,685
Dance	6	\$37,667	\$36,000	\$36,000	\$44,000
Design and Applied Arts	85	\$36,109	\$32,167	\$37,667	\$39,017
Drama/Theatre Arts	70	\$27,967	\$21,770	\$27,675	\$32,875
Fine and Studio Arts	116	\$28,659	\$17,372	\$30,684	\$31,640
Music	84	\$36,275	\$29,833	\$34,147	\$40,567

STARTING SALARY BY REGION AND MAJOR/BACHELOR'S DEGREES

BACHELOR'S DEGREES/STARTING SALARY BY REGION AND MAJOR

REGION/ACADEMIC MAJOR	# OF SALARIES	MEAN	25TH PERCENTILE	MEDIAN	75TH PERCENTILE
PLAINS REGION					
Arts, Entertainment, and Media Management	84	\$34,080	\$30,958	\$30,958	\$30,958
HEALTH PROFESSIONS AND RELATED PROGRAMS	1,317	\$44,559	\$41,094	\$45,887	\$48,350
Communication Disorders Sciences	14	\$28,935	\$24,400	\$29,030	\$33,493
Health and Medical Administrative Services	107	\$31,771	\$26,781	\$26,781	\$33,633
Allied Health and Medical Assisting Services	15	\$25,147	\$23,031	\$23,031	\$23,031
Allied Health Diagnostic, Intervention and Treatment Professions	25	\$53,366	\$20,357	\$50,002	\$53,800
Clinical/Medical Laboratory Sciences	10	\$46,746	\$47,615	\$47,615	\$47,615
Public Health	109	\$34,225	\$33,982	\$38,123	\$38,123
Rehabilitation and Therapeutic Professions	5	\$31,000	\$30,000	\$30,000	\$30,000
Dietetics and Clinical Nutrition Services	6	\$28,286	\$21,333	\$21,333	\$39,650
Registered Nursing	956	\$48,407	\$44,496	\$46,809	\$48,402
BUSINESS, MANAGEMENT, MARKETING, AND RELATED SUPPORT SERVICES	4,881	\$48,419	\$43,558	\$48,305	\$53,309
Business Administration/Management	851	\$51,071	\$46,165	\$49,101	\$53,309
Logistics, Materials, and Supply Chain Management	193	\$47,930	\$40,879	\$51,640	\$51,640
Accounting	568	\$49,655	\$43,000	\$51,167	\$57,630
Business/Corporate Communications	7	\$35,900	\$35,900	\$35,900	\$35,900
Business/Managerial Economics	53	\$45,333	\$45,233	\$45,233	\$52,000
Entrepreneurial and Small Business Operations	48	\$41,300	\$39,029	\$40,415	\$49,708
Finance	864	\$53,370	\$49,349	\$51,774	\$58,030
Hospitality Administration/Management	296	\$39,038	\$35,161	\$40,111	\$40,111
Human Resources Management	40	\$38,176	\$37,379	\$37,379	\$39,750
International Business	39	\$46,678	\$41,250	\$44,722	\$49,359
Management Information Systems	242	\$55,028	\$44,182	\$56,003	\$62,118
Management Sciences and Quantitative Methods (Actuarial)	396	\$46,719	\$36,116	\$41,586	\$54,681
Marketing	608	\$42,515	\$43,569	\$44,639	\$46,545
Real Estate	49	\$50,610	\$50,128	\$50,128	\$50,128
Insurance	38	\$47,208	\$47,208	\$47,208	\$47,208
Specialized Sales and Merchandising	134	\$41,061	\$34,573	\$34,573	\$51,233
Construction Management	69	\$58,297	\$58,968	\$58,968	\$58,968
HISTORY	135	\$33,487	\$27,923	\$30,473	\$39,134

BACHELOR'S DEGREES/STARTING SALARY BY REGION AND MAJOR

REGION/ACADEMIC MAJOR	# OF SALARIES	MEAN	25TH PERCENTILE	MEDIAN	75TH PERCENTILE
SOUTHWEST REGION					
AGRICULTURE	74	\$40,885	\$35,634	\$40,351	\$44,504
Agricultural Business and Management	30	\$42,886	\$39,286	\$41,376	\$46,500
Agricultural Public Services	13	\$35,426	\$35,200	\$35,634	\$35,634
Animal Sciences	17	\$41,774	\$26,000	\$43,674	\$54,889
Plant Science	7	\$44,574	\$44,504	\$44,504	\$44,504
NATURAL RESOURCES	24	\$54,694	\$32,500	\$47,519	\$94,000
National Resources Conservation and Research	19	\$62,584	\$33,667	\$47,519	\$94,000
Natural Resources Management	5	\$24,712	\$24,712	\$24,712	\$24,712
ARCHITECTURE AND RELATED SERVICES	55	\$42,818	\$41,585	\$44,662	\$45,658
Architecture	28	\$41,205	\$32,875	\$41,585	\$44,662
City/Urban, Community and Regional Planning	20	\$44,512	\$43,111	\$45,658	\$45,658
Landscape Architecture	7	\$44,429	\$45,667	\$45,667	\$45,667
AREA, ETHNIC, CULTURAL, GENDER AND GROUP STUDIES	24	\$43,302	\$37,117	\$46,214	\$50,400
Area Studies	18	\$43,092	\$27,173	\$46,214	\$50,400
Ethnic, Cultural Minority, Gender, and Group Studies	6	\$43,931	\$40,292	\$41,000	\$43,000
COMMUNICATION, JOURNALISM, AND RELATED PROGRAMS	318	\$39,697	\$38,423	\$39,515	\$42,837
Communication and Media Studies	164	\$41,149	\$39,447	\$39,447	\$46,137
Journalism	51	\$37,134	\$31,500	\$40,180	\$40,180
Public Relations, Advertising and Applied Communication	102	\$38,691	\$36,018	\$39,515	\$42,837
COMPUTER AND INFORMATION SCIENCES AND SUPPORT SERVICES	225	\$69,618	\$57,500	\$68,800	\$73,220
Computer and Information Science	51	\$53,335	\$47,375	\$54,724	\$54,724
Information Science	8	\$43,125	\$38,750	\$41,875	\$47,500
Computer Science	162	\$75,966	\$66,344	\$73,220	\$86,250
EDUCATION	295	\$35,101	\$32,704	\$33,981	\$37,101
Special Education and Teaching	27	\$35,099	\$34,935	\$34,935	\$36,335
Teacher Education, Specific Levels and Methods	181	\$34,397	\$32,704	\$33,981	\$37,101
Teacher Education, Specific Subject Areas	62	\$36,322	\$33,333	\$35,762	\$42,457
Teaching Assistants/Aides	6	\$39,500	\$39,500	\$39,500	\$39,500
ENGINEERING	1,237	\$69,330	\$62,000	\$70,700	\$77,000
Aerospace Engineering	76	\$59,835	\$58,651	\$63,260	\$63,260
Architectural Engineering	39	\$60,705	\$61,200	\$61,200	\$61,200
Biomedical/Medical Engineering	39	\$63,665	\$54,667	\$68,980	\$68,980
Chemical Engineering	183	\$75,993	\$73,883	\$79,500	\$79,500
Civil Engineering	134	\$59,971	\$60,540	\$61,200	\$61,200
Computer Engineering	20	\$62,254	\$55,600	\$65,008	\$67,504
Electrical, Electronics and Communications Engineering	260	\$74,954	\$77,000	\$77,000	\$77,000

BACHELOR'S DEGREES/STARTING SALARY BY REGION AND MAJOR

REGION/ACADEMIC MAJOR	# OF SALARIES	MEAN	25TH PERCENTILE	MEDIAN	75TH PERCENTILE
SOUTHWEST REGION					
Engineering Physics	3	\$53,667	\$53,667	\$53,667	\$53,667
Mechanical Engineering	335	\$69,439	\$66,432	\$70,700	\$72,297
Petroleum Engineering	64	\$79,588	\$80,725	\$81,600	\$81,600
Systems Engineering	17	\$60,204	\$60,204	\$60,204	\$60,204
Industrial Engineering	14	\$61,614	\$57,000	\$58,650	\$65,750
Biological/Biosystems Engineering	21	\$58,053	\$50,250	\$50,250	\$66,911
ENGINEERING TECHNOLOGIES	202	\$63,245	\$60,501	\$63,683	\$66,904
Electrical Engineering Technologies	9	\$70,509	\$70,509	\$70,509	\$70,509
Environmental Control Technologies	36	\$66,904	\$66,904	\$66,904	\$66,904
Industrial Production Technologies	19	\$65,156	\$66,779	\$66,779	\$66,779
Quality Control and Safety Technologies	54	\$63,898	\$63,683	\$63,683	\$63,683
Mechanical Engineering Related Technologies	33	\$59,198	\$60,501	\$60,501	\$60,501
Construction Engineering Technologies	28	\$56,857	\$56,857	\$56,857	\$56,857
Engineering-Related Fields	16	\$70,375	\$63,222	\$63,222	\$79,571
FOREIGN LANGUAGES, LITERATURES, AND LINGUISTICS	53	\$40,193	\$34,468	\$43,175	\$43,556
Linguistic, Comparative, and Related Language Studies	6	\$31,189	\$28,283	\$28,283	\$37,000
Romance Languages	42	\$42,405	\$37,350	\$43,175	\$43,556
FAMILY AND CONSUMER SCIENCES/HUMAN SCIENCES	86	\$32,952	\$32,352	\$33,240	\$33,279
Housing and Human Environments	9	\$34,253	\$34,253	\$34,253	\$34,253
Human Development, Family Studies, and Related Services	72	\$31,794	\$30,667	\$32,352	\$33,279
LEGAL STUDIES	11	\$38,466	\$39,813	\$39,813	\$39,813
*No individual major data reported.	—	—	—	—	—
ENGLISH LANGUAGE AND LITERATURE/LETTERS	72	\$36,405	\$23,727	\$36,710	\$49,200
English Language and Literature/Letters	52	\$37,105	\$23,727	\$30,800	\$50,000
Rhetoric and Composition/Writing Studies	7	\$26,099	\$17,500	\$25,000	\$34,267
Literature	13	\$39,152	\$39,152	\$39,152	\$39,152
LIBERAL ARTS AND SCIENCES, GENERAL STUDIES AND HUMANITIES	120	\$46,739	\$39,645	\$42,561	\$55,438
Liberal Arts and Sciences, General Studies, and Humanities	120	\$46,739	\$39,645	\$42,561	\$55,438
BIOLOGICAL AND BIOMEDICAL SCIENCES	165	\$35,668	\$27,703	\$35,060	\$39,496
Biology	68	\$34,440	\$31,375	\$35,330	\$37,977
Biochemistry, Biophysics and Molecular Biology	40	\$38,077	\$33,880	\$38,744	\$38,744
Microbiological Sciences	10	\$38,035	\$26,971	\$38,907	\$42,813
Zoology/Animal Biology	8	\$31,210	\$17,400	\$39,496	\$39,496
Physiology, Pathology and Related Sciences	23	\$30,456	\$27,703	\$27,703	\$27,703
Ecology, Evolution, Systematics, and Population Biology	8	\$45,075	\$27,333	\$55,720	\$55,720
Neurobiology and Neurosciences	8	\$41,137	\$41,137	\$41,137	\$41,137

BACHELOR'S DEGREES/STARTING SALARY BY REGION AND MAJOR

REGION/ACADEMIC MAJOR	# OF SALARIES	MEAN	25TH PERCENTILE	MEDIAN	75TH PERCENTILE
SOUTHWEST REGION					
MATHEMATICS AND STATISTICS	78	\$65,497	\$59,820	\$61,662	\$73,500
Mathematics	58	\$65,996	\$59,820	\$59,820	\$74,000
Applied Mathematics	6	\$62,333	\$60,000	\$73,500	\$73,500
Statistics	14	\$64,786	\$69,000	\$69,000	\$69,000
MULTI/INTERDISCIPLINARY STUDIES	203	\$47,781	\$38,963	\$41,574	\$59,438
Multi/Interdisciplinary Studies	133	\$51,020	\$41,574	\$41,574	\$59,438
Historic Preservation and Conservation	11	\$58,627	\$58,627	\$58,627	\$58,627
Behavioral Sciences	6	\$35,000	\$35,000	\$35,000	\$35,000
Nutrition Sciences	20	\$35,273	\$30,501	\$37,613	\$38,500
International/Global Studies	10	\$41,100	\$37,000	\$37,000	\$50,000
Sustainability Studies	19	\$37,816	\$27,500	\$33,500	\$48,938
PARKS, RECREATION, LEISURE, AND FITNESS STUDIES	81	\$43,246	\$35,500	\$41,500	\$50,829
Parks, Recreation, and Leisure Facilities Management	8	\$38,875	\$37,500	\$40,200	\$40,200
Health and Physical Education/Fitness	71	\$44,036	\$35,500	\$43,400	\$50,829
PHILOSOPHY AND RELIGIOUS STUDIES	17	\$41,199	\$25,000	\$35,700	\$65,997
Philosophy	14	\$44,385	\$20,500	\$39,850	\$65,997
PHYSICAL SCIENCES	54	\$49,703	\$38,769	\$47,500	\$63,568
Chemistry	14	\$39,258	\$38,769	\$38,769	\$47,000
Geological and Earth Sciences	19	\$53,531	\$32,667	\$49,884	\$68,500
Physics	12	\$47,275	\$36,200	\$49,900	\$49,900
Materials Science	8	\$63,747	\$63,568	\$63,568	\$63,568
PSYCHOLOGY	224	\$39,031	\$33,236	\$33,236	\$37,625
Psychology	222	\$39,009	\$33,236	\$33,236	\$37,625
HOMELAND SECURITY, LAW ENFORCEMENT, FIREFIGHTING AND RELATED PROTECTIVE SERVICES	123	\$45,615	\$42,037	\$42,037	\$46,000
Criminal Justice and Corrections	101	\$40,901	\$39,557	\$42,037	\$42,037
Homeland Security	22	\$67,253	\$67,253	\$67,253	\$67,253
PUBLIC ADMINISTRATION AND SOCIAL SERVICE PROFESSIONS	76	\$35,690	\$34,547	\$35,684	\$36,173
Public Policy Analysis	17	\$35,677	\$36,346	\$36,346	\$36,346
Social Work	55	\$35,249	\$34,547	\$35,684	\$35,684
SOCIAL SCIENCES	266	\$47,065	\$37,771	\$40,250	\$57,455
Anthropology	16	\$34,875	\$27,000	\$37,480	\$39,625
Economics	67	\$59,096	\$57,455	\$57,455	\$67,467
Geography	16	\$39,523	\$37,000	\$39,907	\$41,125
Political Science and Government	79	\$49,716	\$37,771	\$40,000	\$59,681
Sociology	82	\$39,057	\$31,571	\$39,996	\$44,421

BACHELOR'S DEGREES/STARTING SALARY BY REGION AND MAJOR

REGION/ACADEMIC MAJOR	# OF SALARIES	MEAN	25TH PERCENTILE	MEDIAN	75TH PERCENTILE
SOUTHWEST REGION					
TRANSPORTATION AND MATERIALS MOVING	11	\$46,644	\$37,700	\$37,700	\$63,227
Air Transportation	11	\$46,644	\$37,700	\$37,700	\$63,227
VISUAL AND PERFORMING ARTS	110	\$40,068	\$32,023	\$42,485	\$50,000
Visual and Performing Arts	8	\$39,808	\$32,480	\$44,188	\$48,375
Dance	5	\$43,120	\$43,400	\$43,400	\$43,400
Design and Applied Arts	24	\$42,394	\$40,000	\$42,235	\$47,821
Drama/Theatre Arts	11	\$27,753	\$21,750	\$21,750	\$27,040
Film/Video and Photographic Arts	13	\$39,399	\$32,023	\$32,023	\$38,000
Fine and Studio Arts	29	\$40,229	\$31,000	\$43,173	\$50,833
Music	14	\$49,753	\$50,128	\$50,128	\$50,128
Arts, Entertainment, and Media Management	6	\$29,223	\$25,667	\$25,667	\$25,667
HEALTH PROFESSIONS AND RELATED PROGRAMS	292	\$51,181	\$43,771	\$53,912	\$58,896
Communication Disorders Sciences	10	\$24,654	\$24,333	\$24,333	\$24,613
Health and Medical Administrative Services	6	\$27,933	\$21,867	\$27,933	\$34,000
Allied Health and Medical Assisting Services	12	\$40,500	\$36,400	\$43,428	\$43,428
Allied Health Diagnostic, Intervention and Treatment Professions	14	\$39,029	\$31,470	\$46,625	\$46,625
Clinical/Medical Laboratory Sciences	12	\$53,175	\$45,750	\$55,000	\$59,120
Health/Medical Preparatory Programs	6	\$46,220	\$46,220	\$46,220	\$46,220
Public Health	34	\$36,346	\$30,100	\$35,106	\$39,274
Registered Nursing	187	\$58,685	\$53,912	\$58,896	\$63,927
BUSINESS, MANAGEMENT, MARKETING, AND RELATED SUPPORT SERVICES	1,684	\$50,343	\$44,459	\$51,000	\$53,971
Business Administration/Management	380	\$51,616	\$42,780	\$51,860	\$54,421
Logistics, Materials, and Supply Chain Management	117	\$54,535	\$53,971	\$53,971	\$54,421
Accounting	260	\$49,591	\$46,289	\$49,930	\$53,276
Business/Managerial Economics	54	\$48,330	\$43,859	\$43,859	\$54,254
Entrepreneurial and Small Business Operations	42	\$52,533	\$50,786	\$53,316	\$53,316
Finance	268	\$51,383	\$51,908	\$52,133	\$52,133
Hospitality Administration/Management	36	\$35,919	\$32,532	\$32,532	\$41,500
Human Resources Management	15	\$68,973	\$51,833	\$52,800	\$88,286
International Business	16	\$46,250	\$38,074	\$45,156	\$56,313
Management Information Systems	181	\$57,536	\$57,780	\$57,942	\$59,316
Management Sciences and Quantitative Methods (Actuarial)	124	\$51,113	\$43,137	\$52,846	\$53,782
Marketing	232	\$44,930	\$38,925	\$45,267	\$49,813
Construction Management	8	\$62,375	\$57,750	\$58,000	\$70,000
HISTORY	39	\$43,580	\$36,333	\$46,551	\$46,551

BACHELOR'S DEGREES/STARTING SALARY BY REGION AND MAJOR

REGION/ACADEMIC MAJOR	# OF SALARIES	MEAN	25TH PERCENTILE	MEDIAN	75TH PERCENTILE
FAR WEST/ROCKY MOUNTAIN REGION					
AGRICULTURE	142	\$42,094	\$37,400	\$42,065	\$49,277
Agricultural Business and Management	51	\$46,919	\$36,188	\$49,277	\$49,277
Agricultural Production Operations	13	\$38,728	\$33,000	\$42,243	\$42,243
Agricultural Public Services	12	\$40,402	\$38,460	\$40,295	\$42,130
Animal Sciences	27	\$38,213	\$37,400	\$38,751	\$39,833
Food Science and Technology	6	\$50,198	\$50,237	\$50,237	\$50,237
Plant Science	21	\$34,483	\$28,500	\$33,000	\$39,500
NATURAL RESOURCES	85	\$33,838	\$30,084	\$35,495	\$40,633
National Resources Conservation and Research	44	\$30,311	\$25,280	\$30,084	\$36,250
Natural Resources Management	23	\$42,510	\$40,633	\$42,093	\$46,667
Forestry	9	\$35,275	\$33,333	\$35,495	\$35,495
Wildlife and Wildlands Science and Management	6	\$22,883	\$15,767	\$20,383	\$32,500
ARCHITECTURE AND RELATED SERVICES	70	\$48,347	\$48,897	\$49,499	\$50,840
Architecture	43	\$48,864	\$49,499	\$49,499	\$49,499
City/Urban, Community and Regional Planning	13	\$50,967	\$48,897	\$52,261	\$52,261
Landscape Architecture	13	\$43,120	\$36,333	\$48,467	\$51,232
AREA, ETHNIC, CULTURAL, GENDER AND GROUP STUDIES	42	\$35,074	\$27,155	\$33,422	\$38,900
Area Studies	20	\$35,481	\$32,850	\$33,844	\$40,456
Ethnic, Cultural Minority, Gender, and Group Studies	22	\$34,704	\$27,155	\$31,820	\$34,742
COMMUNICATION, JOURNALISM, AND RELATED PROGRAMS	497	\$39,977	\$35,013	\$37,367	\$40,123
Communication and Media Studies	332	\$40,560	\$36,970	\$38,533	\$40,123
Journalism	55	\$33,654	\$29,094	\$32,929	\$37,000
Radio, Television, and Digital Communication	22	\$46,238	\$47,350	\$47,350	\$47,350
Public Relations, Advertising and Applied Communication	88	\$40,163	\$34,627	\$36,801	\$40,627
COMPUTER AND INFORMATION SCIENCES AND SUPPORT SERVICES	415	\$76,725	\$64,583	\$71,929	\$93,600
Computer and Information Science	75	\$63,738	\$56,363	\$59,667	\$78,071
Computer Science	311	\$80,758	\$66,315	\$71,929	\$93,751
Computer Systems Networking and Telecommunications	20	\$72,850	\$72,850	\$72,850	\$72,850
Computer/Information Technology Administration and Management	5	\$45,917	\$42,861	\$42,861	\$50,500
EDUCATION	217	\$36,652	\$33,127	\$35,189	\$40,000
Special Education and Teaching	33	\$34,934	\$33,187	\$34,200	\$34,557
Teacher Education, Specific Levels and Methods	159	\$36,702	\$32,067	\$35,189	\$42,800
Teacher Education, Specific Subject Areas	24	\$38,748	\$33,020	\$38,225	\$40,833

BACHELOR'S DEGREES/STARTING SALARY BY REGION AND MAJOR

REGION/ACADEMIC MAJOR	# OF SALARIES	MEAN	25TH PERCENTILE	MEDIAN	75TH PERCENTILE
FAR WEST/ROCKY MOUNTAIN REGION					
ENGINEERING	1,450	\$65,914	\$60,333	\$63,583	\$71,270
Aerospace Engineering	30	\$71,270	\$71,270	\$71,270	\$71,270
Architectural Engineering	17	\$57,011	\$59,476	\$59,476	\$59,476
Biomedical/Medical Engineering	26	\$60,354	\$59,853	\$59,853	\$61,714
Chemical Engineering	122	\$66,011	\$62,706	\$65,821	\$67,998
Civil Engineering	164	\$57,581	\$51,754	\$59,690	\$62,355
Computer Engineering	66	\$83,716	\$72,000	\$85,048	\$95,182
Electrical, Electronics and Communications Engineering	233	\$68,394	\$62,228	\$68,854	\$73,830
Engineering Physics	30	\$62,187	\$62,100	\$62,100	\$62,100
Environmental/Environmental Health Engineering	43	\$60,496	\$59,753	\$60,032	\$63,067
Materials Engineering	12	\$69,792	\$69,792	\$69,792	\$69,792
Mechanical Engineering	382	\$63,764	\$61,125	\$63,314	\$66,250
Metallurgical Engineering	24	\$64,135	\$64,133	\$64,133	\$64,133
Mining and Mineral Engineering	38	\$66,073	\$65,375	\$65,975	\$65,975
Petroleum Engineering	112	\$79,053	\$75,417	\$81,556	\$81,556
Industrial Engineering	37	\$63,815	\$60,380	\$65,925	\$65,925
Geological/Geophysical Engineering	27	\$57,350	\$58,400	\$58,400	\$58,585
Biological/Biosystems Engineering	30	\$48,265	\$40,056	\$47,218	\$60,000
ENGINEERING TECHNOLOGIES	82	\$60,371	\$59,561	\$59,561	\$63,386
Civil Engineering Technologies	14	\$57,000	\$55,000	\$55,000	\$59,667
Electrical Engineering Technologies	6	\$58,916	\$58,699	\$58,699	\$58,699
Industrial Production Technologies	20	\$63,575	\$63,575	\$63,575	\$63,575
Mechanical Engineering Related Technologies	40	\$60,230	\$59,561	\$59,561	\$59,561
FOREIGN LANGUAGES, LITERATURES, AND LINGUISTICS	71	\$37,868	\$30,440	\$35,250	\$43,309
Linguistic, Comparative, and Related Language Studies	18	\$35,109	\$32,000	\$34,000	\$37,000
East Asian Languages	7	\$30,571	\$25,250	\$25,250	\$37,667
Romance Languages	40	\$40,250	\$32,646	\$42,100	\$47,944
FAMILY AND CONSUMER SCIENCES/HUMAN SCIENCES	143	\$36,605	\$29,039	\$34,462	\$47,157
Family and Consumer Sciences/ Human Sciences	18	\$39,520	\$27,000	\$28,500	\$63,977
Foods, Nutrition, and Related Services	10	\$31,008	\$30,756	\$30,756	\$30,756
Human Development, Family Studies, and Related Services	111	\$36,360	\$29,039	\$34,462	\$47,157
LEGAL STUDIES	23	\$35,555	\$35,795	\$35,795	\$35,795
*No individual major data reported.	—	—	—	—	—

BACHELOR'S DEGREES/STARTING SALARY BY REGION AND MAJOR

REGION/ACADEMIC MAJOR	# OF SALARIES	MEAN	25TH PERCENTILE	MEDIAN	75TH PERCENTILE
FAR WEST/ROCKY MOUNTAIN REGION					
ENGLISH LANGUAGE AND LITERATURE/LETTERS	165	\$34,967	\$30,400	\$33,580	\$39,707
English Language and Literature/Letters BC	148	\$34,005	\$30,000	\$33,580	\$34,192
Rhetoric and Composition/Writing Studies	17	\$43,337	\$39,067	\$42,221	\$49,500
LIBERAL ARTS AND SCIENCES, GENERAL STUDIES AND HUMANITIES	54	\$43,668	\$31,553	\$34,932	\$40,000
Liberal Arts and Sciences, General Studies, and Humanities	54	\$43,668	\$31,553	\$34,932	\$40,000
BIOLOGICAL AND BIOMEDICAL SCIENCES	425	\$35,073	\$32,323	\$33,607	\$38,830
Biology	212	\$34,653	\$31,650	\$33,454	\$35,683
Biochemistry, Biophysics and Molecular Biology	131	\$34,932	\$33,607	\$33,607	\$39,040
Microbiological Sciences	34	\$33,653	\$33,600	\$35,000	\$35,000
Physiology, Pathology and Related Sciences	6	\$24,952	\$24,428	\$24,428	\$26,000
Ecology, Evolution, Systematics, and Population Biology	16	\$36,518	\$38,087	\$38,087	\$38,296
Neurobiology and Neurosciences	23	\$43,141	\$40,808	\$44,763	\$44,763
MATHEMATICS AND STATISTICS	162	\$55,190	\$49,627	\$56,785	\$60,807
Mathematics	119	\$55,489	\$49,627	\$55,625	\$57,596
Applied Mathematics	19	\$57,062	\$60,807	\$60,807	\$60,807
Statistics	24	\$52,229	\$41,571	\$56,396	\$60,292
MULTI/INTERDISCIPLINARY STUDIES	199	\$52,454	\$37,718	\$41,510	\$75,193
Multi/Interdisciplinary Studies	55	\$57,370	\$40,661	\$46,246	\$75,193
Mathematics and Computer Science	21	\$100,005	\$105,363	\$105,363	\$105,363
Behavioral Sciences	5	\$38,200	\$38,200	\$38,200	\$38,200
Nutrition Sciences	19	\$35,277	\$35,767	\$35,767	\$37,718
International/Global Studies	66	\$38,263	\$35,000	\$40,286	\$43,520
Human Computer Interaction	10	\$84,750	\$84,750	\$84,750	\$84,750
Sustainability Studies	6	\$46,583	\$45,300	\$45,300	\$45,300
PARKS, RECREATION, LEISURE, AND FITNESS STUDIES	122	\$31,921	\$28,429	\$32,539	\$35,110
Parks, Recreation, and Leisure Studies	7	\$32,314	\$24,600	\$39,750	\$39,750
Parks, Recreation, and Leisure Facilities Management	17	\$33,614	\$32,344	\$33,964	\$33,964
Health and Physical Education/Fitness	98	\$31,600	\$28,145	\$32,539	\$35,003
PHILOSOPHY AND RELIGIOUS STUDIES	47	\$37,447	\$31,168	\$37,500	\$40,000
Philosophy	26	\$36,585	\$33,325	\$36,250	\$37,883
Religion/Religious Studies	21	\$38,514	\$31,168	\$38,000	\$41,323
PHYSICAL SCIENCES	121	\$51,248	\$40,000	\$53,173	\$56,000
Astronomy and Astrophysics	7	\$35,686	\$34,560	\$34,560	\$38,500
Atmospheric Sciences and Meteorology	5	\$41,000	\$30,500	\$40,000	\$52,000
Chemistry	34	\$47,752	\$35,600	\$46,752	\$53,173

STARTING SALARY BY REGION AND MAJOR/BACHELOR'S DEGREES

BACHELOR'S DEGREES/STARTING SALARY BY REGION AND MAJOR

REGION/ACADEMIC MAJOR	# OF SALARIES	MEAN	25TH PERCENTILE	MEDIAN	75TH PERCENTILE
FAR WEST/ROCKY MOUNTAIN REGION					
Geological and Earth Sciences	10	\$38,200	\$33,500	\$37,667	\$44,667
Physics	55	\$57,174	\$54,404	\$54,404	\$60,000
Materials Science	10	\$59,610	\$56,900	\$60,800	\$64,700
PSYCHOLOGY	401	\$36,425	\$31,689	\$37,546	\$39,650
Psychology	376	\$36,211	\$30,000	\$37,322	\$39,046
Research and Experimental Psychology	25	\$39,650	\$39,650	\$39,650	\$39,650
HOMELAND SECURITY, LAW ENFORCEMENT, FIREFIGHTING AND RELATED PROTECTIVE SERVICES	86	\$42,509	\$33,632	\$44,375	\$46,082
Criminal Justice and Corrections	84	\$42,986	\$33,632	\$44,375	\$46,082
PUBLIC ADMINISTRATION AND SOCIAL SERVICE PROFESSIONS	63	\$31,110	\$26,651	\$28,000	\$34,529
Social Work	42	\$32,811	\$28,000	\$34,529	\$37,780
SOCIAL SCIENCES	850	\$45,374	\$40,000	\$43,449	\$54,285
Anthropology	77	\$36,948	\$33,177	\$33,177	\$40,883
Criminology	10	\$33,048	\$27,696	\$33,048	\$38,400
Economics	327	\$51,514	\$47,828	\$54,285	\$55,638
Geography	20	\$43,235	\$38,000	\$45,625	\$47,485
International Relations and National Security Studies	5	\$42,700	\$38,500	\$48,333	\$48,333
Political Science and Government	199	\$44,985	\$40,467	\$43,161	\$46,438
Sociology	191	\$38,743	\$33,812	\$39,760	\$43,449
TRANSPORTATION AND MATERIALS MOVING	25	\$52,225	\$33,500	\$51,410	\$64,978
Air Transportation	25	\$52,225	\$33,500	\$51,410	\$64,978
VISUAL AND PERFORMING ARTS	208	\$39,222	\$29,533	\$33,792	\$40,613
Visual and Performing Arts	12	\$34,597	\$35,509	\$36,018	\$36,018
Design and Applied Arts	18	\$56,741	\$42,000	\$66,000	\$66,000
Drama/Theatre Arts	30	\$51,133	\$29,500	\$39,250	\$42,000
Film/Video and Photographic Arts	35	\$31,777	\$25,000	\$33,441	\$33,441
Fine and Studio Arts	67	\$37,975	\$32,480	\$34,011	\$40,667
Music	35	\$33,455	\$26,292	\$32,192	\$40,000
Arts, Entertainment, and Media Management	7	\$30,749	\$30,749	\$30,749	\$30,749
HEALTH PROFESSIONS AND RELATED PROGRAMS	525	\$53,720	\$40,000	\$50,464	\$57,562
Health and Related Programs BC	14	\$46,583	\$47,742	\$47,742	\$47,742
Communication Disorders Sciences	61	\$34,743	\$32,403	\$32,403	\$39,500
Health and Medical Administrative Services	15	\$41,601	\$35,127	\$35,127	\$49,000
Allied Health Diagnostic, Intervention and Treatment Professions	11	\$78,913	\$75,012	\$75,012	\$100,600
Clinical/Medical Laboratory Sciences	16	\$47,921	\$42,733	\$47,921	\$53,109
Health/Medical Preparatory Programs	12	\$79,960	\$79,960	\$79,960	\$79,960

STARTING SALARY BY REGION AND MAJOR/BACHELOR'S DEGREES

BACHELOR'S DEGREES/STARTING SALARY BY REGION AND MAJOR

REGION/ACADEMIC MAJOR	# OF SALARIES	MEAN	25TH PERCENTILE	MEDIAN	75TH PERCENTILE
FAR WEST/ROCKY MOUNTAIN REGION					
Public Health	99	\$43,647	\$38,487	\$38,487	\$50,464
Dietetics and Clinical Nutrition Services	8	\$39,125	\$24,000	\$48,200	\$48,200
Registered Nursing	279	\$61,857	\$54,081	\$57,069	\$64,333
BUSINESS, MANAGEMENT, MARKETING, AND RELATED SUPPORT SERVICES	2,113	\$51,116	\$43,260	\$51,392	\$57,110
Business Administration/Management	653	\$49,108	\$42,957	\$48,592	\$52,902
Accounting	376	\$55,981	\$47,889	\$56,000	\$58,594
Business/Managerial Economics	142	\$53,589	\$41,712	\$58,382	\$61,190
Entrepreneurial and Small Business Operations	30	\$59,868	\$53,417	\$56,500	\$68,003
Finance	301	\$53,752	\$52,143	\$56,145	\$57,405
Hospitality Administration/Management	39	\$38,772	\$33,353	\$33,353	\$43,059
Human Resources Management	15	\$46,713	\$40,600	\$43,750	\$51,956
International Business	50	\$52,209	\$44,111	\$47,989	\$60,600
Management Information Systems	115	\$53,520	\$51,902	\$56,332	\$58,799
Management Sciences and Quantitative Methods (Actuarial)	100	\$47,410	\$37,537	\$43,260	\$53,795
Marketing	248	\$44,015	\$40,600	\$43,064	\$50,831
Real Estate	6	\$52,767	\$52,767	\$52,767	\$52,767
Construction Management	22	\$67,177	\$65,143	\$69,064	\$69,064
HISTORY	103	\$36,138	\$30,000	\$37,373	\$45,095

STARTING SALARY BY CARNEGIE CLASSIFICATION AND MAJOR/ BACHELOR'S DEGREES



BACHELOR'S DEGREES/STARTING SALARY BY CARNEGIE CLASSIFICATION AND MAJOR

DOCTORAL UNIVERSITIES: HIGHEST RESEARCH ACTIVITY					
BROAD CATEGORY	# OF SALARIES	MEAN	25TH PERCENTILE	MEDIAN	75TH PERCENTILE
AGRICULTURE	724	\$40,578	\$37,641	\$40,863	\$45,781
NATURAL RESOURCES	189	\$34,372	\$28,000	\$33,573	\$36,546
ARCHITECTURE AND RELATED SERVICES	160	\$42,388	\$37,500	\$44,305	\$48,897
AREA, ETHNIC, CULTURAL, GENDER AND GROUP STUDIES	127	\$40,377	\$32,000	\$39,492	\$49,625
COMMUNICATION, JOURNALISM, AND RELATED PROGRAMS	1,812	\$38,468	\$35,418	\$37,823	\$40,750
COMPUTER AND INFORMATION SCIENCES AND SUPPORT SERVICES	1,671	\$76,743	\$62,500	\$72,692	\$92,806
EDUCATION	892	\$37,198	\$33,500	\$37,371	\$40,118
ENGINEERING	6,872	\$65,582	\$60,321	\$64,528	\$68,956
ENGINEERING TECHNOLOGIES	313	\$59,375	\$56,465	\$59,932	\$63,222
FOREIGN LANGUAGES, LITERATURES, AND LINGUISTICS	247	\$37,627	\$28,000	\$37,333	\$44,571
FAMILY AND CONSUMER SCIENCES/HUMAN SCIENCES	252	\$34,299	\$29,600	\$31,927	\$35,538
LEGAL STUDIES	58	\$38,811	\$35,795	\$39,813	\$40,286
ENGLISH LANGUAGE AND LITERATURE/LETTERS	556	\$37,004	\$31,531	\$33,580	\$43,132
LIBERAL ARTS AND SCIENCES, GENERAL STUDIES AND HUMANITIES	1,495	\$48,389	\$40,078	\$47,204	\$57,198
LIBRARY SCIENCE	5	\$43,987	\$43,987	\$43,987	\$43,987
BIOLOGICAL AND BIOMEDICAL SCIENCES	1,231	\$35,382	\$29,399	\$35,000	\$40,752
MATHEMATICS AND STATISTICS	571	\$63,649	\$56,583	\$60,846	\$68,800
MULTI/INTERDISCIPLINARY STUDIES	731	\$54,613	\$40,490	\$53,840	\$67,417
PARKS, RECREATION, LEISURE, AND FITNESS STUDIES	527	\$34,091	\$29,444	\$32,987	\$37,800
PHILOSOPHY AND RELIGIOUS STUDIES	133	\$43,934	\$32,360	\$45,153	\$59,438
THEOLOGY AND RELIGIOUS VOCATIONS	5	\$44,200	\$44,200	\$44,200	\$44,200
PHYSICAL SCIENCES	485	\$51,369	\$41,093	\$50,898	\$60,143
PSYCHOLOGY	1,213	\$36,964	\$31,581	\$37,162	\$41,094
HOMELAND SECURITY, LAW ENFORCEMENT, FIREFIGHTING AND RELATED PROTECTIVE SERVICES	207	\$41,280	\$38,250	\$42,037	\$42,500
PUBLIC ADMINISTRATION AND SOCIAL SERVICE PROFESSIONS	236	\$35,696	\$31,112	\$33,021	\$36,955
SOCIAL SCIENCES	3,451	\$48,584	\$39,000	\$47,828	\$56,309
TRANSPORTATION AND MATERIALS MOVING	60	\$55,679	\$45,515	\$49,765	\$73,881
VISUAL AND PERFORMING ARTS	796	\$38,048	\$31,249	\$37,500	\$41,500
HEALTH PROFESSIONS AND RELATED PROGRAMS	2,030	\$47,544	\$41,094	\$46,809	\$56,279
BUSINESS, MANAGEMENT, MARKETING, AND RELATED SUPPORT SERVICES	10,438	\$54,479	\$47,500	\$53,276	\$59,830
HISTORY	332	\$43,743	\$34,740	\$45,095	\$52,800

BACHELOR'S DEGREES/STARTING SALARY BY CARNEGIE CLASSIFICATION AND MAJOR

DOCTORAL UNIVERSITIES: HIGHER RESEARCH ACTIVITY					
BROAD CATEGORY	# OF SALARIES	MEAN	25TH PERCENTILE	MEDIAN	75TH PERCENTILE
AGRICULTURE	155	\$38,128	\$35,200	\$39,250	\$41,800
NATURAL RESOURCES	58	\$32,938	\$28,875	\$33,333	\$36,250
ARCHITECTURE AND RELATED SERVICES	74	\$39,837	\$37,571	\$37,571	\$41,333
AREA, ETHNIC, CULTURAL, GENDER AND GROUP STUDIES	33	\$44,350	\$32,667	\$42,250	\$50,000
COMMUNICATION, JOURNALISM, AND RELATED PROGRAMS	405	\$40,050	\$35,583	\$39,362	\$40,908
COMPUTER AND INFORMATION SCIENCES AND SUPPORT SERVICES	388	\$67,439	\$63,819	\$67,762	\$74,125
EDUCATION	406	\$35,475	\$33,187	\$35,189	\$36,507
ENGINEERING	2,264	\$63,729	\$60,015	\$63,770	\$66,339
ENGINEERING TECHNOLOGIES	241	\$59,842	\$56,857	\$60,750	\$63,683
FOREIGN LANGUAGES, LITERATURES, AND LINGUISTICS	35	\$40,242	\$32,667	\$36,000	\$42,100
FAMILY AND CONSUMER SCIENCES/HUMAN SCIENCES	156	\$35,701	\$28,889	\$34,133	\$44,133
LEGAL STUDIES	21	\$44,833	\$46,857	\$46,857	\$46,857
ENGLISH LANGUAGE AND LITERATURE/LETTERS	112	\$33,631	\$30,800	\$32,290	\$35,500
LIBERAL ARTS AND SCIENCES, GENERAL STUDIES AND HUMANITIES	84	\$48,120	\$35,814	\$44,590	\$50,300
BIOLOGICAL AND BIOMEDICAL SCIENCES	272	\$37,160	\$32,112	\$35,683	\$40,828
MATHEMATICS AND STATISTICS	111	\$57,614	\$49,250	\$60,807	\$63,600
MULTI/INTERDISCIPLINARY STUDIES	307	\$44,416	\$38,458	\$41,352	\$41,846
PARKS, RECREATION, LEISURE, AND FITNESS STUDIES	94	\$34,521	\$29,667	\$36,000	\$38,125
PHILOSOPHY AND RELIGIOUS STUDIES	15	\$41,169	\$25,800	\$39,980	\$45,600
PHYSICAL SCIENCES	103	\$50,741	\$40,000	\$51,250	\$61,800
PSYCHOLOGY	238	\$34,545	\$31,339	\$34,564	\$37,943
HOMELAND SECURITY, LAW ENFORCEMENT, FIREFIGHTING AND RELATED PROTECTIVE SERVICES	51	\$33,764	\$31,756	\$33,632	\$33,632
PUBLIC ADMINISTRATION AND SOCIAL SERVICE PROFESSIONS	62	\$34,462	\$27,025	\$34,529	\$44,656
SOCIAL SCIENCES	510	\$43,252	\$35,917	\$42,067	\$47,500
TRANSPORTATION AND MATERIALS MOVING	35	\$46,844	\$43,717	\$45,980	\$51,410
VISUAL AND PERFORMING ARTS	223	\$38,962	\$32,666	\$37,500	\$43,639
HEALTH PROFESSIONS AND RELATED PROGRAMS	456	\$47,304	\$47,502	\$48,350	\$54,500
BUSINESS, MANAGEMENT, MARKETING, AND RELATED SUPPORT SERVICES	2,868	\$50,111	\$44,182	\$49,349	\$55,645
HISTORY	71	\$33,869	\$28,215	\$30,571	\$39,440

BACHELOR'S DEGREES/STARTING SALARY BY CARNEGIE CLASSIFICATION AND MAJOR

DOCTORAL UNIVERSITIES: MODERATE RESEARCH ACTIVITY					
BROAD CATEGORY	# OF SALARIES	MEAN	25TH PERCENTILE	MEDIAN	75TH PERCENTILE
NATURAL RESOURCES	15	\$42,016	\$38,848	\$38,848	\$43,000
ARCHITECTURE AND RELATED SERVICES	6	\$51,000	\$55,000	\$55,167	\$55,333
AREA, ETHNIC, CULTURAL, GENDER AND GROUP STUDIES	13	\$31,025	\$27,155	\$33,000	\$34,500
COMMUNICATION, JOURNALISM, AND RELATED PROGRAMS	369	\$39,948	\$36,970	\$37,865	\$40,400
COMMUNICATIONS TECHNOLOGIES	6	\$45,000	\$35,000	\$35,333	\$35,333
COMPUTER AND INFORMATION SCIENCES AND SUPPORT SERVICES	217	\$65,530	\$54,857	\$61,017	\$72,817
EDUCATION	123	\$38,615	\$34,967	\$39,250	\$41,189
ENGINEERING	555	\$64,129	\$59,914	\$62,599	\$66,770
ENGINEERING TECHNOLOGIES	160	\$56,660	\$56,160	\$58,056	\$58,056
FOREIGN LANGUAGES, LITERATURES, AND LINGUISTICS	18	\$44,417	\$37,000	\$46,667	\$50,500
ENGLISH LANGUAGE AND LITERATURE/LETTERS	75	\$38,871	\$35,362	\$39,000	\$42,221
LIBERAL ARTS AND SCIENCES, GENERAL STUDIES AND HUMANITIES	23	\$49,654	\$34,520	\$45,833	\$63,667
BIOLOGICAL AND BIOMEDICAL SCIENCES	118	\$37,154	\$32,188	\$37,052	\$44,600
MATHEMATICS AND STATISTICS	75	\$53,531	\$48,800	\$55,000	\$58,750
MULTI/INTERDISCIPLINARY STUDIES	101	\$46,790	\$38,091	\$38,705	\$52,600
PARKS, RECREATION, LEISURE, AND FITNESS STUDIES	44	\$32,112	\$28,625	\$33,417	\$34,500
PHILOSOPHY AND RELIGIOUS STUDIES	37	\$39,462	\$35,000	\$38,440	\$38,611
THEOLOGY AND RELIGIOUS VOCATIONS	6	\$27,453	\$23,000	\$24,360	\$35,000
PHYSICAL SCIENCES	34	\$47,651	\$42,000	\$44,688	\$61,667
PSYCHOLOGY	170	\$38,040	\$34,000	\$37,238	\$42,342
HOMELAND SECURITY, LAW ENFORCEMENT, FIREFIGHTING AND RELATED PROTECTIVE SERVICES	61	\$38,765	\$32,165	\$33,990	\$42,375
PUBLIC ADMINISTRATION AND SOCIAL SERVICE PROFESSIONS	24	\$33,929	\$26,875	\$35,560	\$36,832
SOCIAL SCIENCES	267	\$47,240	\$35,851	\$46,000	\$55,959
VISUAL AND PERFORMING ARTS	187	\$44,986	\$30,749	\$39,685	\$48,000
HEALTH PROFESSIONS AND RELATED PROGRAMS	402	\$57,341	\$49,630	\$59,283	\$61,700
BUSINESS, MANAGEMENT, MARKETING, AND RELATED SUPPORT SERVICES	2,075	\$53,286	\$47,163	\$51,034	\$58,968
HISTORY	21	\$30,648	\$29,800	\$30,099	\$31,800

BACHELOR'S DEGREES/STARTING SALARY BY CARNEGIE CLASSIFICATION AND MAJOR

MASTER'S COLLEGES AND UNIVERSITIES: LARGER PROGRAMS					
BROAD CATEGORY	# OF SALARIES	MEAN	25TH PERCENTILE	MEDIAN	75TH PERCENTILE
AGRICULTURE	167	\$42,388	\$35,634	\$42,500	\$49,277
NATURAL RESOURCES	108	\$41,674	\$34,000	\$40,429	\$43,893
ARCHITECTURE AND RELATED SERVICES	106	\$46,404	\$42,647	\$47,000	\$49,499
AREA, ETHNIC, CULTURAL, GENDER AND GROUP STUDIES	11	\$34,528	\$26,000	\$32,440	\$40,912
COMMUNICATION, JOURNALISM, AND RELATED PROGRAMS	529	\$38,141	\$34,444	\$38,217	\$41,839
COMMUNICATIONS TECHNOLOGIES	14	\$28,965	\$29,292	\$29,292	\$29,292
COMPUTER AND INFORMATION SCIENCES AND SUPPORT SERVICES	571	\$66,036	\$56,875	\$66,367	\$78,000
EDUCATION	762	\$36,652	\$34,477	\$35,961	\$37,813
ENGINEERING	1,007	\$64,328	\$59,476	\$63,977	\$69,000
ENGINEERING TECHNOLOGIES	282	\$60,666	\$55,257	\$63,575	\$65,450
FOREIGN LANGUAGES, LITERATURES, AND LINGUISTICS	38	\$34,797	\$27,500	\$32,646	\$40,000
FAMILY AND CONSUMER SCIENCES/HUMAN SCIENCES	153	\$30,608	\$28,114	\$29,833	\$33,200
LEGAL STUDIES	21	\$39,684	\$35,000	\$43,457	\$43,457
ENGLISH LANGUAGE AND LITERATURE/LETTERS	121	\$35,243	\$30,000	\$35,989	\$39,714
LIBERAL ARTS AND SCIENCES, GENERAL STUDIES AND HUMANITIES	319	\$41,752	\$42,336	\$42,336	\$43,367
BIOLOGICAL AND BIOMEDICAL SCIENCES	279	\$34,772	\$28,833	\$33,250	\$38,830
MATHEMATICS AND STATISTICS	115	\$53,062	\$50,000	\$53,667	\$57,159
MULTI/INTERDISCIPLINARY STUDIES	174	\$45,523	\$35,767	\$41,574	\$57,664
PARKS, RECREATION, LEISURE, AND FITNESS STUDIES	224	\$33,481	\$29,824	\$33,247	\$36,182
PHILOSOPHY AND RELIGIOUS STUDIES	23	\$39,732	\$30,000	\$37,883	\$42,000
THEOLOGY AND RELIGIOUS VOCATIONS	9	\$28,076	\$27,000	\$27,000	\$30,000
PHYSICAL SCIENCES	95	\$45,447	\$33,500	\$42,500	\$51,000
PSYCHOLOGY	326	\$34,038	\$29,863	\$32,862	\$38,330
HOMELAND SECURITY, LAW ENFORCEMENT, FIREFIGHTING AND RELATED PROTECTIVE SERVICES	310	\$45,519	\$37,674	\$39,718	\$57,000
PUBLIC ADMINISTRATION AND SOCIAL SERVICE PROFESSIONS	180	\$35,006	\$31,471	\$33,521	\$37,103
SOCIAL SCIENCES	442	\$40,853	\$33,676	\$40,000	\$48,896
TRANSPORTATION AND MATERIALS MOVING	77	\$42,784	\$42,315	\$43,103	\$43,103
VISUAL AND PERFORMING ARTS	468	\$37,546	\$30,958	\$37,125	\$44,600
HEALTH PROFESSIONS AND RELATED PROGRAMS	1,449	\$53,170	\$47,193	\$52,976	\$57,562
BUSINESS, MANAGEMENT, MARKETING, AND RELATED SUPPORT SERVICES	3,930	\$49,227	\$42,692	\$48,848	\$55,843
HISTORY	69	\$35,078	\$31,000	\$35,259	\$39,134

BACHELOR'S DEGREES/STARTING SALARY BY CARNEGIE CLASSIFICATION AND MAJOR

MASTER'S COLLEGES AND UNIVERSITIES: MEDIUM PROGRAMS					
BROAD CATEGORY	# OF SALARIES	MEAN	25TH PERCENTILE	MEDIAN	75TH PERCENTILE
NATURAL RESOURCES	15	\$40,607	\$34,526	\$38,000	\$46,667
AREA, ETHNIC, CULTURAL, GENDER AND GROUP STUDIES	5	\$31,948	\$25,000	\$25,000	\$34,742
COMMUNICATION, JOURNALISM, AND RELATED PROGRAMS	114	\$37,372	\$31,120	\$35,500	\$39,643
COMPUTER AND INFORMATION SCIENCES AND SUPPORT SERVICES	131	\$54,591	\$51,000	\$56,363	\$61,875
EDUCATION	114	\$34,950	\$28,819	\$34,000	\$41,750
ENGINEERING	106	\$65,341	\$61,428	\$61,494	\$64,812
ENGINEERING TECHNOLOGIES	48	\$61,417	\$58,699	\$59,667	\$63,386
FOREIGN LANGUAGES, LITERATURES, AND LINGUISTICS	27	\$35,204	\$32,500	\$35,000	\$40,500
FAMILY AND CONSUMER SCIENCES/HUMAN SCIENCES	26	\$33,538	\$30,756	\$34,462	\$34,462
LEGAL STUDIES	12	\$42,798	\$38,846	\$42,673	\$46,500
ENGLISH LANGUAGE AND LITERATURE/LETTERS	58	\$28,820	\$25,547	\$28,839	\$30,000
LIBERAL ARTS AND SCIENCES, GENERAL STUDIES AND HUMANITIES	19	\$36,444	\$32,373	\$32,373	\$33,000
BIOLOGICAL AND BIOMEDICAL SCIENCES	62	\$33,282	\$28,720	\$33,454	\$37,000
MATHEMATICS AND STATISTICS	27	\$48,094	\$35,500	\$51,858	\$51,858
MULTI/INTERDISCIPLINARY STUDIES	55	\$40,778	\$34,480	\$38,200	\$42,000
PARKS, RECREATION, LEISURE, AND FITNESS STUDIES	53	\$32,289	\$25,714	\$28,145	\$39,750
THEOLOGY AND RELIGIOUS VOCATIONS	6	\$26,333	\$24,600	\$24,600	\$24,600
PHYSICAL SCIENCES	19	\$40,329	\$32,400	\$40,500	\$47,500
PSYCHOLOGY	220	\$40,053	\$31,126	\$34,962	\$45,865
HOMELAND SECURITY, LAW ENFORCEMENT, FIREFIGHTING AND RELATED PROTECTIVE SERVICES	109	\$42,504	\$40,654	\$40,654	\$46,082
PUBLIC ADMINISTRATION AND SOCIAL SERVICE PROFESSIONS	129	\$33,705	\$26,300	\$26,651	\$38,857
SOCIAL SCIENCES	125	\$36,808	\$30,000	\$38,082	\$41,667
TRANSPORTATION AND MATERIALS MOVING	7	\$33,000	\$32,800	\$32,800	\$33,500
VISUAL AND PERFORMING ARTS	114	\$34,470	\$25,781	\$35,500	\$39,486
HEALTH PROFESSIONS AND RELATED PROGRAMS	422	\$45,746	\$40,621	\$46,262	\$51,799
BUSINESS, MANAGEMENT, MARKETING, AND RELATED SUPPORT SERVICES	1,099	\$45,361	\$36,991	\$44,821	\$53,930
HISTORY	29	\$32,930	\$30,000	\$33,476	\$34,541

BACHELOR'S DEGREES/STARTING SALARY BY CARNEGIE CLASSIFICATION AND MAJOR

MASTER'S COLLEGES AND UNIVERSITIES: SMALL PROGRAMS					
BROAD CATEGORY	# OF SALARIES	MEAN	25TH PERCENTILE	MEDIAN	75TH PERCENTILE
NATURAL RESOURCES	6	\$30,834	\$28,667	\$30,834	\$33,000
COMMUNICATION, JOURNALISM, AND RELATED PROGRAMS	46	\$31,547	\$28,286	\$32,545	\$34,056
COMPUTER AND INFORMATION SCIENCES AND SUPPORT SERVICES	7	\$50,571	\$46,333	\$46,333	\$58,333
EDUCATION	30	\$35,333	\$31,666	\$33,667	\$38,000
ENGINEERING	194	\$60,668	\$60,278	\$61,152	\$63,178
ENGINEERING TECHNOLOGIES	17	\$67,188	\$64,172	\$69,300	\$69,300
FAMILY AND CONSUMER SCIENCES/HUMAN SCIENCES	10	\$32,838	\$32,500	\$33,064	\$33,064
ENGLISH LANGUAGE AND LITERATURE/LETTERS	6	\$43,767	\$40,000	\$45,900	\$45,900
BIOLOGICAL AND BIOMEDICAL SCIENCES	20	\$31,090	\$27,564	\$27,564	\$32,200
MATHEMATICS AND STATISTICS	20	\$50,750	\$47,500	\$52,800	\$54,250
PARKS, RECREATION, LEISURE, AND FITNESS STUDIES	12	\$33,167	\$22,000	\$22,500	\$41,666
PHILOSOPHY AND RELIGIOUS STUDIES	12	\$36,982	\$31,168	\$40,662	\$41,323
THEOLOGY AND RELIGIOUS VOCATIONS	7	\$26,571	\$25,000	\$25,000	\$25,000
PSYCHOLOGY	51	\$32,480	\$27,054	\$30,000	\$30,000
HOMELAND SECURITY, LAW ENFORCEMENT, FIREFIGHTING AND RELATED PROTECTIVE SERVICES	25	\$36,800	\$32,000	\$32,000	\$44,375
SOCIAL SCIENCES	26	\$32,373	\$24,967	\$32,500	\$37,333
VISUAL AND PERFORMING ARTS	29	\$35,302	\$31,667	\$33,575	\$40,000
HEALTH PROFESSIONS AND RELATED PROGRAMS	49	\$65,299	\$44,633	\$53,123	\$109,000
BUSINESS, MANAGEMENT, MARKETING, AND RELATED SUPPORT SERVICES	145	\$46,404	\$41,133	\$46,000	\$51,000
HISTORY	6	\$38,500	\$25,000	\$33,500	\$40,000

BACHELOR'S DEGREES/STARTING SALARY BY CARNEGIE CLASSIFICATION AND MAJOR

BACCALAUREATE COLLEGES: ARTS & SCIENCES FOCUS					
BROAD CATEGORY	# OF SALARIES	MEAN	25TH PERCENTILE	MEDIAN	75TH PERCENTILE
NATURAL RESOURCES	53	\$35,147	\$28,750	\$36,000	\$37,000
AREA, ETHNIC, CULTURAL, GENDER AND GROUP STUDIES	35	\$41,700	\$37,000	\$40,000	\$45,000
COMMUNICATION, JOURNALISM, AND RELATED PROGRAMS	131	\$36,224	\$31,449	\$37,000	\$38,429
COMPUTER AND INFORMATION SCIENCES AND SUPPORT SERVICES	107	\$78,525	\$61,000	\$82,500	\$98,076
EDUCATION	124	\$36,190	\$33,049	\$34,925	\$38,572
ENGINEERING	88	\$67,658	\$59,329	\$61,389	\$82,904
FOREIGN LANGUAGES, LITERATURES, AND LINGUISTICS	57	\$38,972	\$32,500	\$37,500	\$44,750
FAMILY AND CONSUMER SCIENCES/HUMAN SCIENCES	7	\$35,786	\$25,000	\$39,000	\$43,500
ENGLISH LANGUAGE AND LITERATURE/LETTERS	117	\$36,947	\$33,000	\$34,885	\$39,500
LIBERAL ARTS AND SCIENCES, GENERAL STUDIES AND HUMANITIES	22	\$31,526	\$22,047	\$22,047	\$45,191
BIOLOGICAL AND BIOMEDICAL SCIENCES	219	\$33,942	\$28,329	\$32,500	\$38,725
MATHEMATICS AND STATISTICS	95	\$57,262	\$53,000	\$60,666	\$63,400
MULTI/INTERDISCIPLINARY STUDIES	81	\$57,292	\$38,000	\$47,000	\$67,500
PARKS, RECREATION, LEISURE, AND FITNESS STUDIES	14	\$34,923	\$32,539	\$34,333	\$35,693
PHILOSOPHY AND RELIGIOUS STUDIES	41	\$33,345	\$26,500	\$30,933	\$35,000
PHYSICAL SCIENCES	52	\$44,700	\$31,278	\$39,236	\$56,000
PSYCHOLOGY	204	\$37,296	\$32,042	\$38,042	\$39,731
PUBLIC ADMINISTRATION AND SOCIAL SERVICE PROFESSIONS	5	\$36,692	\$34,675	\$34,675	\$34,675
SOCIAL SCIENCES	466	\$45,908	\$37,500	\$44,947	\$54,571
VISUAL AND PERFORMING ARTS	134	\$35,687	\$27,001	\$35,750	\$42,500
HEALTH PROFESSIONS AND RELATED PROGRAMS	92	\$51,825	\$43,347	\$49,554	\$61,886
BUSINESS, MANAGEMENT, MARKETING, AND RELATED SUPPORT SERVICES	485	\$46,681	\$42,013	\$44,985	\$52,500
HISTORY	51	\$35,760	\$32,500	\$33,944	\$38,100

BACHELOR'S DEGREES/STARTING SALARY BY CARNEGIE CLASSIFICATION AND MAJOR

BACCALAUREATE COLLEGES: DIVERSE FIELDS					
BROAD CATEGORY	# OF SALARIES	MEAN	25TH PERCENTILE	MEDIAN	75TH PERCENTILE
COMMUNICATION, JOURNALISM, AND RELATED PROGRAMS	12	\$42,323	\$27,000	\$29,500	\$43,500
COMPUTER AND INFORMATION SCIENCES AND SUPPORT SERVICES	14	\$51,807	\$32,867	\$44,678	\$84,750
EDUCATION	79	\$34,321	\$31,032	\$34,250	\$36,650
ENGINEERING	110	\$63,546	\$58,180	\$60,667	\$75,417
ENGINEERING TECHNOLOGIES	17	\$60,162	\$60,162	\$60,162	\$60,162
FOREIGN LANGUAGES, LITERATURES, AND LINGUISTICS	10	\$30,260	\$29,525	\$29,525	\$33,724
LEGAL STUDIES	7	\$36,811	\$37,833	\$37,833	\$37,833
ENGLISH LANGUAGE AND LITERATURE/LETTERS	7	\$40,457	\$31,000	\$35,100	\$52,000
BIOLOGICAL AND BIOMEDICAL SCIENCES	10	\$42,060	\$26,667	\$29,850	\$60,000
MATHEMATICS AND STATISTICS	5	\$37,607	\$35,444	\$35,444	\$35,444
PARKS, RECREATION, LEISURE, AND FITNESS STUDIES	9	\$34,208	\$24,207	\$31,000	\$34,250
PSYCHOLOGY	31	\$30,752	\$22,500	\$31,689	\$31,987
HOMELAND SECURITY, LAW ENFORCEMENT, FIREFIGHTING AND RELATED PROTECTIVE SERVICES	32	\$33,694	\$30,952	\$31,500	\$37,716
PUBLIC ADMINISTRATION AND SOCIAL SERVICE PROFESSIONS	18	\$32,389	\$31,500	\$31,500	\$35,214
SOCIAL SCIENCES	7	\$37,481	\$31,000	\$38,928	\$40,000
VISUAL AND PERFORMING ARTS	16	\$34,531	\$29,500	\$31,250	\$39,667
HEALTH PROFESSIONS AND RELATED PROGRAMS	98	\$51,322	\$41,156	\$51,577	\$60,500
BUSINESS, MANAGEMENT, MARKETING, AND RELATED SUPPORT SERVICES	108	\$47,352	\$40,349	\$43,000	\$46,260
HISTORY	7	\$30,714	\$24,500	\$30,000	\$30,500

APPENDIX



RESPONDENTS BY REGION

REGION	STATES INCLUDED	# OF RESPONDENTS	% OF RESPONDENTS
NEW ENGLAND	CT, ME, MA, NH, RI, VT	17	7.7%
MID-ATLANTIC	DE, DC, MD, NJ, NY, PA	53	23.9%
GREAT LAKES	IL, IN, MI, OH, WI	50	22.5%
PLAINS	IA, KS, MN, MO, NE, ND, SD	15	6.8%
SOUTHEAST	AL, AR, FL, GA, KY, LA, MS, NC, SC, TN, VA, WV	35	15.8%
SOUTHWEST	AZ, NM, OK, TX	14	6.3%
FAR WEST/ROCKY MOUNTAIN	AK, CA, HI, NV, OR, WA, CO, ID, MT, UT, WY	38	17.0%
TOTAL		222	100.0%

RESPONDENTS BY CARNEGIE CLASSIFICATION

CARNEGIE CLASSIFICATION	# OF RESPONDENTS	% OF RESPONDENTS
MASTER'S COLLEGES & UNIVERSITIES: LARGER PROGRAMS	56	25.2%
DOCTORAL UNIVERSITIES: HIGHEST RESEARCH ACTIVITY	49	22.1%
DOCTORAL UNIVERSITIES: HIGHER RESEARCH ACTIVITY	27	12.2%
BACCALAUREATE COLLEGES: ARTS & SCIENCES FOCUS	27	12.2%
DOCTORAL UNIVERSITIES: MODERATE RESEARCH ACTIVITY	21	9.5%
MASTER'S COLLEGES & UNIVERSITIES: MEDIUM PROGRAMS	19	8.6%
BACCALAUREATE COLLEGES: DIVERSE FIELDS	10	4.5%
MASTER'S COLLEGES & UNIVERSITIES: SMALL PROGRAMS	8	3.6%
SPECIAL FOCUS FOUR-YEAR: ARTS, MUSIC & DESIGN SCHOOLS	2	0.9%
BACCALAUREATE/ASSOCIATE'S COLLEGES: MIXED	1	0.5%
SPECIAL FOCUS FOUR-YEAR: ENGINEERING SCHOOLS	1	0.5%
ASSOCIATE'S COLLEGES: MIXED TRANSFER/CAREER & TECHNICAL-HIGH NONTRADITIONAL	1	0.5%
TOTAL	222	100.0%

PARTICIPATING INSTITUTIONS

Below is a list of the institutions that supplied salary data that were used in the NACE Spring 2017 *Salary Survey*. Although 358 schools provided data for the NACE *First-Destination Survey*, the list below includes only the 222 schools that provided salary data by specific program or major.

American International College	DePaul University
American University	Eastern Illinois University
Aquinas College	Embry-Riddle Aeronautical University - Daytona Beach
Arizona State University	Emmanuel College
Auburn University - Harbert College of Business	Endicott College
Baldwin Wallace University	Florida State University
Bard College	Fontbonne University
Belmont University	Fordham University
Bentley University	Geneva College
Biola University	George Mason University
Bloomsburg University	George Washington University
Boston College	Georgetown University
Boston University	Golden Gate University
Bradley University	Gonzaga University
Bryant University	Grace College
Butler University	Hanover College
California Institute of the Arts	Hartwick College
California Lutheran University	Harvey Mudd College
California Polytechnic State University	Hastings College
California State University- Sacramento	Hilbert College
Cardinal Stritch University	Hofstra University
Carnegie Mellon University	Illinois Institute of Technology
Cedar Crest College	Illinois Wesleyan University
Central Penn College	Indiana University South Bend Leighton School of Business and Economics
Chaminade University of Honolulu	International Technological University
Champlain College	Jacksonville University
Chatham University	James Madison University
Clayton State University	John Carroll University
College of William and Mary	Johns Hopkins University
Colorado Mountain College	Kalamazoo College
Colorado School of Mines	Kutztown University
Colorado State University- Pueblo	La Sierra University
Columbia College	Lafayette College
Concordia College at Moorhead	Lehigh University
Cornerstone University	Lourdes University
Davenport University	

Loyola Marymount University	Purdue University- Northwest (Westville Campus)
Lynchburg College	Radford University
Manchester University	Randolph-Macon College
Marquette University	Reed College
Massachusetts Institute of Technology	Regent University
Mayville State University	Rice University
McKendree University	Robert Morris University
Meredith College	Rochester Institute of Technology
Metropolitan State University of Denver	Rose-Hulman Institute of Technology
Michigan Technological University	Rutgers University - Business School
Midwestern State University	Rutgers University - Camden
Milwaukee School of Engineering	Rutgers University - New Brunswick
Mississippi State University	Sacred Heart University
Missouri University of Science & Technology	Saginaw Valley State University
Monmouth College	Saint John Fisher College
Montana Tech of the University of Montana	Saint Joseph's College of Maine
Morgan State University	Saint Norbert College
Muhlenberg College	Saint Peter's University
Nevada State College	Salisbury University
New York University	School of the Art Institute of Chicago
Norfolk State University	Seattle University
North Central College	Seaver College Pepperdine University
Northeastern State University	Shenandoah University
Northeastern University	Simmons College
Northern Michigan University	Southern Illinois University Carbondale
Northwest Christian University	Southern Wesleyan University
Northwestern College	Spring Arbor University
Northwestern University	Springfield College
Oakland University	St. Lawrence University
Ohio State University	St. Mary's College of Maryland
Oklahoma State University	St. Thomas Aquinas College
Olivet Nazarene University	Stockton University
Our Lady of the Lake University	Stonehill College
Pace University	Stony Brook University
Pennsylvania Highlands Community College	SUNY at Purchase College
Philadelphia University	SUNY College at Plattsburgh
Princeton University	SUNY Oneonta
Principia College	Susquehanna University
Purdue University	Temple University
Purdue University Northwest (Hammond Campus)	Tennessee State University

PARTICIPATING INSTITUTIONS *cont.*

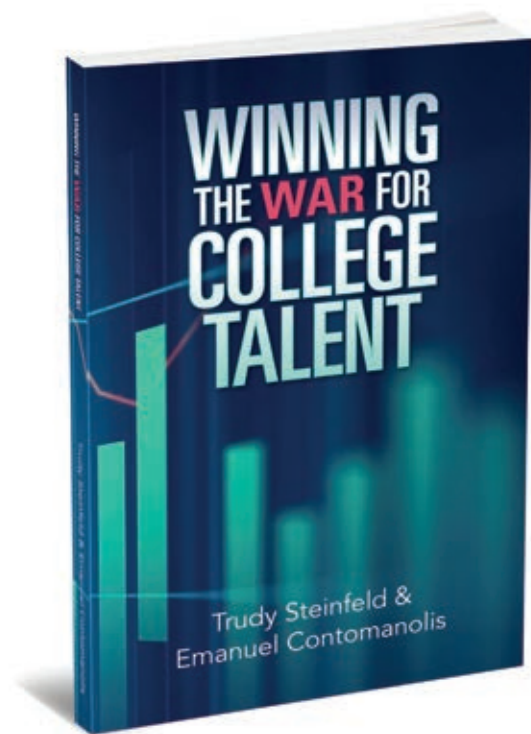
Tennessee Technological University	University of Saint Francis-Fort Wayne
Texas State University	University of San Diego
The New School	University of South Carolina- Columbia
The Ohio State University	University of St. Thomas
The University of Alabama	University of Texas of the Permian Basin
The University of Iowa	University of Tulsa
The University of North Carolina at Chapel Hill	University of Utah
The University of North Carolina at Greensboro	University of Washington Seattle campus
The University of Pennsylvania	University of Washington Tacoma
The University of Scranton	University of Wisconsin - Milwaukee
The University of Texas at Austin- Engineering	University of Wisconsin - Oshkosh
Trine University	University of Wisconsin - Stout
Tusculum College	University of Wisconsin- La Crosse
University of Alabama at Birmingham	University of Wyoming
University of Arizona	Upper Iowa University
University of Arkansas	Ursinus College
University of California - Los Angeles	Utah State University
University of California - Riverside	Vanguard University
University of California -Santa Cruz	Vassar College
University of Central Missouri	Villanova University
University of Dayton	Virginia Commonwealth University
University of Delaware	Washington University in St. Louis
University of Denver	Webster University
University of Detroit Mercy	Wellesley College
University of Florida	Wesleyan College
University of Houston Bauer College for Business	West Texas A&M University
University of Idaho	West Virginia University - College of Business & Economics
University of Illinois at Urbana-Champaign	Westmont College
University of Kentucky	Widener University
University of La Verne	Worcester Polytechnic Institute
University of Miami	Xavier University
University of Minnesota, College of Science and Engineering	Youngstown State University
University of Missouri- St Louis	
University of Nebraska - Lincoln	
University of Nevada - Reno	
University of North Carolina at Asheville	
University of Oklahoma	
University of Oregon	
University of Rochester	

WINNING THE WAR FOR COLLEGE TALENT

Entry-level, college-educated talent is vital to the success of any organization—and competition for that talent can be *fierce*.

Gain unique perspectives from leaders in the university relations and recruiting field on:

- Recruiting Strategy
- School Selection
- Faculty Engagement
- Diversity Recruiting
- Employer Branding
- Internships
- Student Interests and Behaviors
- Technology
- Analytics and Assessments
- Campus Partnerships



FOR RECRUITERS

ORDER YOUR COPY TODAY

<https://www.createpace.com/5699921>

May 1, 2017. 6" x 9". 242 pages. Paperback.

Authored by Trudy Steinfeld & Emanuel Contomanolis.

NACE Center for Career Development and Talent Acquisition

www.naceweb.org | 610.868.1421

Copyright © 2017 Steinfeld. All rights reserved.

PROCEEDS BENEFIT

 **NACE CENTER**
FOR CAREER DEVELOPMENT AND TALENT ACQUISITION

SALARY SURVEY

62 Highland Avenue
Bethlehem, PA 18017

Change Service Requested

